

INDEPENDENT AUDITOR'S REPORT

To The Members of Nahar Retail Trading Services Limited Report on the Audit of the Financial Statements

Opinion

We have audited the accompanying financial statements of Nahar Retail Trading Services Limited (the "Company"), which comprise the Balance Sheet as at 31 March 2025 and the Statement of Profit and Loss (including Other Comprehensive Income), the Cash Flow Statement and the Statement of Changes in Equity for the year ended on that date, and notes to the financial statements, including a summary of material accounting policies and other explanatory information.


In our opinion and to the best of our information and according to the explanations given to us, the aforesaid financial statements give the information required by the Companies Act, 2013 (the "Act") in the manner so required and give a true and fair view in conformity with the Indian Accounting Standards prescribed under section 133 of the Act ("Ind AS") and other accounting principles generally accepted in India, of the state of affairs of the Company as at 31 March 2025, and its profit, total comprehensive income, its cash flows and the changes in equity for the year ended on that date.

Basis for Opinion

We conducted our audit of the financial statements in accordance with the Standards on Auditing ("SA"s) specified under section 143(10) of the Act. Our responsibilities under those Standards are further described in the Auditor's Responsibility for the Audit of the Financial Statements section of our report. We are independent of the Company in accordance with the Code of Ethics issued by the Institute of Chartered Accountants of India ("ICAI") together with the ethical requirements that are relevant to our audit of the financial statements under the provisions of the Act and the Rules made thereunder, and we have fulfilled our other ethical responsibilities in accordance with these requirements and the ICAI's Code of Ethics. We believe that the audit evidence obtained by us is sufficient and appropriate to provide a basis for our audit opinion on the financial statements.

Information Other than the Financial Statements and Auditor's Report Thereon

- The Company's Board of Directors is responsible for the other information. The other information comprises the information included in the Board report but does not include the financial statements and our auditor's report thereon.
- Our opinion on the financial statements does not cover the other information and we do not express any form of assurance conclusion thereon.
- In connection with our audit of the financial statements, our responsibility is to read the other information and, in doing so, consider whether the other information is materially inconsistent with the financial statements or our knowledge obtained during the course of our audit or otherwise appears to be materially misstated.



- If, based on the work we have performed, we conclude that there is a material misstatement of this other information, we are required to report that fact. We have nothing to report in this regard.

Responsibilities of Management and Board of Directors for the Financial Statements

The Company's Board of Directors is responsible for the matters stated in section 134(5) of the Act with respect to the preparation of these financial statements that give a true and fair view of the financial position, financial performance including other comprehensive income, cash flows and changes in equity of the Company in accordance with the accounting principles generally accepted in India, including Ind AS specified under section 133 of the Act.

This responsibility also includes maintenance of adequate accounting records in accordance with the provisions of the Act for safeguarding the assets of the Company and for preventing and detecting frauds and other irregularities; selection and application of appropriate accounting policies; making judgments and estimates that are reasonable and prudent; and design, implementation and maintenance of adequate internal financial controls, that were operating effectively for ensuring the accuracy and completeness of the accounting records, relevant to the preparation and presentation of the financial statements that give a true and fair view and are free from material misstatement, whether due to fraud or error.

In preparing the financial statements, management and Board of Directors are responsible for assessing the Company's ability to continue as a going concern, disclosing, as applicable, matters related to going concern and using the going concern basis of accounting unless the Board of Directors either intend to liquidate the Company or to cease operations, or has no realistic alternative but to do so.

The Company's Board of Directors is also responsible for overseeing the Company's financial reporting process.

Auditor's Responsibility for the Audit of the Financial Statements

Our objectives are to obtain reasonable assurance about whether the financial statements as a whole are free from material misstatement, whether due to fraud or error, and to issue an auditor's report that includes our opinion. Reasonable assurance is a high level of assurance, but is not a guarantee that an audit conducted in accordance with SAs will always detect a material misstatement when it exists. Misstatements can arise from fraud or error and are considered material if, individually or in the aggregate, they could reasonably be expected to influence the economic decisions of users taken on the basis of these financial statements.

As part of an audit in accordance with SAs, we exercise professional judgment and maintain professional skepticism throughout the audit. We also:

- Identify and assess the risks of material misstatement of the financial statements, whether due to fraud or error, design and perform audit procedures responsive to those risks, and obtain audit evidence that is sufficient and appropriate to provide a basis for our opinion. The risk of not detecting a material misstatement resulting from fraud is higher than for one resulting from error, as fraud may involve collusion, forgery, intentional omissions, misrepresentations, or the override of internal control.



Deloitte Haskins & Sells LLP

- Obtain an understanding of internal financial controls relevant to the audit in order to design audit procedures that are appropriate in the circumstances. Under section 143(3)(i) of the Act, we are also responsible for expressing our opinion on whether the Company has adequate internal financial controls with reference to financial statements in place and the operating effectiveness of such controls.
- Evaluate the appropriateness of accounting policies used and the reasonableness of accounting estimates and related disclosures made by the management.
- Conclude on the appropriateness of management's use of the going concern basis of accounting and, based on the audit evidence obtained, whether a material uncertainty exists related to events or conditions that may cast significant doubt on the Company's ability to continue as a going concern. If we conclude that a material uncertainty exists, we are required to draw attention in our auditor's report to the related disclosures in the financial statements or, if such disclosures are inadequate, to modify our opinion. Our conclusions are based on the audit evidence obtained up to the date of our auditor's report. However, future events or conditions may cause the Company to cease to continue as a going concern.
- Evaluate the overall presentation, structure and content of the financial statements, including the disclosures, and whether the financial statements represent the underlying transactions and events in a manner that achieves fair presentation.

Materiality is the magnitude of misstatements in the financial statements that, individually or in aggregate, makes it probable that the economic decisions of a reasonably knowledgeable user of the financial statements may be influenced. We consider quantitative materiality and qualitative factors in (i) planning the scope of our audit work and in evaluating the results of our work; and (ii) to evaluate the effect of any identified misstatements in the financial statements.

We communicate with those charged with governance regarding, among other matters, the planned scope and timing of the audit and significant audit findings, including any significant deficiencies in internal financial controls that we identify during our audit.

We also provide those charged with governance with a statement that we have complied with relevant ethical requirements regarding independence, and to communicate with them all relationships and other matters that may reasonably be thought to bear on our independence, and where applicable, related safeguards.

Report on Other Legal and Regulatory Requirements

1. As required by Section 143(3) of the Act, we report that:
 - a) We have sought and obtained all the information and explanations which to the best of our knowledge and belief were necessary for the purposes of our audit.
 - b) In our opinion, proper books of account as required by law have been kept by the Company so far as it appears from our examination of those books.
 - c) The Balance Sheet, the Statement of Profit and Loss including Other Comprehensive Income, the Cash Flow Statement and Statement of Changes in Equity dealt with by this Report are in agreement with the relevant books of account.



Deloitte Haskins & Sells LLP

- d) In our opinion, the aforesaid financial statements comply with the Ind AS specified under Section 133 of the Act.
- e) On the basis of the written representations received from the directors as on 31 March 2025 taken on record by the Board of Directors, none of the directors is disqualified as on 31 March 2025 from being appointed as a director in terms of Section 164(2) of the Act.
- f) With respect to the adequacy of the internal financial controls with reference to financial statements of the Company and the operating effectiveness of such controls, refer to our separate Report in "Annexure A". Our report expresses an unmodified opinion on the adequacy and operating effectiveness of the Company's internal financial controls with reference to financial statements.
- g) With respect to the other matters to be included in the Auditor's Report in accordance with the requirements of section 197(16) of the Act, as amended, in our opinion and to the best of our information and according to the explanations given to us, the Company has not paid/provided for managerial remuneration to its directors during the year and hence provisions of section 197 of the Act are not applicable to the company.
- h) With respect to the other matters to be included in the Auditor's Report in accordance with Rule 11 of the Companies (Audit and Auditors) Rules, 2014, as amended in our opinion and to the best of our information and according to the explanations given to us:
 - i. The Company has disclosed the impact of pending litigations on its financial position in its financial statements - Refer Note 5 to the financial statements.
 - ii. The Company did not have any long-term contracts including derivative contracts for which there were any material foreseeable losses.
 - iii. There were no amounts which were required to be transferred to the Investor Education and Protection Fund by the Company.
 - iv.
 - (a) The Management has represented that, to the best of its knowledge and belief, other than as disclosed in the note 7(g) to the financial statements no funds have been advanced or loaned or invested (either from borrowed funds or share premium or any other sources or kind of funds) by the Company to or in any other person(s) or entity(ies), including foreign entities ("Intermediaries"), with the understanding, whether recorded in writing or otherwise, that the Intermediary shall, directly or indirectly lend or invest in other persons or entities identified in any manner whatsoever by or on behalf of the Company ("Ultimate Beneficiaries") or provide any guarantee, security or the like on behalf of the Ultimate Beneficiaries.
 - (b) The Management has represented, that, to the best of its knowledge and belief, other than as disclosed in the note 7(g) to the financial statements, no funds have been received by the Company from any person(s) or entity(ies), including foreign entities ("Funding Parties"), with the understanding, whether recorded in writing or otherwise, that the Company shall, directly or indirectly, lend or invest in other persons or entities identified in any manner whatsoever by or on behalf of the Funding Party ("Ultimate Beneficiaries") or provide any guarantee, security or the like on behalf of the Ultimate Beneficiaries.



**Deloitte
Haskins & Sells LLP**

- (c) Based on the audit procedures performed that have been considered reasonable and appropriate in the circumstances, nothing has come to our notice that has caused us to believe that the representations under sub-clause (i) and (ii) of Rule 11(e), as provided under (a) and (b) above, contain any material misstatement.
- v. The company has declared interim dividend and also has paid it during the year and it is in accordance with section 123 of the Act, as applicable.
- vi. Based on our examination, which included test checks, the Company has used an accounting software systems for maintaining its books of account for the financial year ended 31 March 2025 which have the feature of recording audit trail (edit log) facility and the same has operated throughout the year for all relevant transactions recorded in the software systems. Further, during the course of our audit we did not come across any instance of the audit trail feature being tampered with and the audit trail has been preserved by the Company as per the statutory requirements for record retention.
2. As required by the Companies (Auditor's Report) Order, 2020 ("the Order") issued by the Central Government in terms of Section 143(11) of the Act, we give in "Annexure B" a statement on the matters specified in paragraphs 3 and 4 of the Order.

For Deloitte Haskins & Sells LLP

Chartered Accountants

(Firm's Registration No. 117366W/W - 100018)

Kedar Raje

Partner

(Membership No. 102637)

UDIN: 25102637BMKSLL5699

Place: Mumbai

Date: April 23, 2025

ANNEXURE "A" TO THE INDEPENDENT AUDITOR'S REPORT

(Referred to in paragraph 1(f) under 'Report on Other Legal and Regulatory Requirements' section of our report of even date)

Report on the Internal Financial Controls with reference to financial statements under Clause (i) of Sub-section 3 of Section 143 of the Companies Act, 2013 (the "Act")

We have audited the internal financial controls with reference to financial statements of **Nahar Retail Trading Services Limited** (the "Company") as at 31 March 2025 in conjunction with our audit of the Ind AS financial statements of the Company for the year ended on that date.

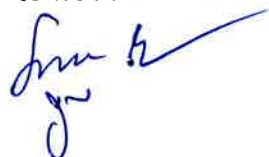
Management's and Board of Directors' Responsibilities for Internal Financial Controls

The Company's management and Board of Directors are responsible for establishing and maintaining internal financial controls with reference to financial statements based on the internal control with reference to financial statements criteria established by the Company considering the essential components of internal control stated in the Guidance Note on Audit of Internal Financial Controls Over Financial Reporting issued by the Institute of Chartered Accountants of India. These responsibilities include the design, implementation and maintenance of adequate internal financial controls that were operating effectively for ensuring the orderly and efficient conduct of its business, including adherence to the respective company's policies, the safeguarding of its assets, the prevention and detection of frauds and errors, the accuracy and completeness of the accounting records, and the timely preparation of reliable financial information, as required under the Companies Act, 2013.

Auditor's Responsibility

Our responsibility is to express an opinion on the Company's internal financial controls with reference to financial statements of the Company based on our audit. We conducted our audit in accordance with the Guidance Note on Audit of Internal Financial Controls Over Financial Reporting (the "Guidance Note") issued by the Institute of Chartered Accountants of India and the Standards on Auditing prescribed under Section 143(10) of the Companies Act, 2013, to the extent applicable to an audit of internal financial controls with reference to financial statements. Those Standards and the Guidance Note require that we comply with ethical requirements and plan and perform the audit to obtain reasonable assurance about whether adequate internal financial controls with reference to financial statements was established and maintained and if such controls operated effectively in all material respects.

Our audit involves performing procedures to obtain audit evidence about the adequacy of the internal financial controls with reference to financial statements and their operating effectiveness. Our audit of internal financial controls with reference to financial statements included obtaining an understanding of internal financial controls with reference to financial statements, assessing the risk that a material weakness exists, and testing and evaluating the design and operating effectiveness of internal control based on the assessed risk. The procedures selected depend on the auditor's judgement, including the assessment of the risks of material misstatement of the financial statements, whether due to fraud or error.



Deloitte Haskins & Sells LLP

We believe that the audit evidence we have obtained is sufficient and appropriate to provide a basis for our audit opinion on the Company's internal financial controls with reference to financial statements.

Meaning of Internal Financial Controls with reference to financial statements

A company's internal financial control with reference to financial statements is a process designed to provide reasonable assurance regarding the reliability of financial reporting and the preparation of financial statements for external purposes in accordance with generally accepted accounting principles. A company's internal financial control with reference to financial statements includes those policies and procedures that (1) pertain to the maintenance of records that, in reasonable detail, accurately and fairly reflect the transactions and dispositions of the assets of the company; (2) provide reasonable assurance that transactions are recorded as necessary to permit preparation of financial statements in accordance with generally accepted accounting principles, and that receipts and expenditures of the company are being made only in accordance with authorisations of management and directors of the company; and (3) provide reasonable assurance regarding prevention or timely detection of unauthorised acquisition, use, or disposition of the company's assets that could have a material effect on the financial statements.

Inherent Limitations of Internal Financial Controls with reference to financial statements

Because of the inherent limitations of internal financial controls with reference to financial statements, including the possibility of collusion or improper management override of controls, material misstatements due to error or fraud may occur and not be detected. Also, projections of any evaluation of the internal financial controls with reference to financial statements to future periods are subject to the risk that the internal financial control with reference to financial statements may become inadequate because of changes in conditions, or that the degree of compliance with the policies or procedures may deteriorate.

Opinion

In our opinion, to the best of our information and according to the explanations given to us the Company has, in all material respects, an adequate internal financial controls with reference to financial statements and such internal financial controls with reference to financial statements were operating effectively as at 31 March 2025 based on the criteria for internal financial control with reference to financial statements established by the Company considering the essential components of internal control stated in the Guidance Note on Audit of Internal Financial Controls Over Financial Reporting issued by the Institute of Chartered Accountants of India.

For Deloitte Haskins & Sells LLP

Chartered Accountants

(Firm's Registration No. 117366W/W - 100018)



Kedar Raje

Partner

(Membership No. 102637)

UDIN: 25102637BMKSLL5699

Place: Mumbai

Date: April 23, 2025




ANNEXURE "B" TO THE INDEPENDENT AUDITORS' REPORT

(Referred to in paragraph 2 under 'Report on Other Legal and Regulatory Requirements' section of our report of even date)

In terms of the information and explanations sought by us and given by the Company and the books of account and records examined by us in the normal course of audit and to the best of our knowledge and belief, we state that-

- (i) (a) A. The Company has maintained proper records showing full particulars, including quantitative details and situation of Property, Plant and Equipment, capital work-in-progress, investment properties and relevant details of right-of-use assets.
- (a) B. The Company has maintained proper records showing full particulars of intangible assets.
- (b) Property, Plant and Equipment, and right-of-use assets were verified during the previous year by the Management which, in our opinion provides for physical verification at reasonable intervals. No material discrepancies were noticed on such verification.
- (c) With respect to immovable properties disclosed in the financial statements included in property, plant and equipment, capital work-in progress, according to the information and explanations given to us and based on the examination of the registered sale deed / title deed provided to us, we report that, the title deeds of such immovable properties are held in the name of the Company as at the balance sheet date, except for the following:

Description of Property	As at the Balance Sheet Date (Rs. in lakhs)		Held in the name of	Whether promoter, director or their relative or employee	Period held since	Reasons for not being in the name of the Company
	Gross Carrying value	Carrying value				
Cinema Mall Building bearing no. A-15, Firo Gandhi Road Lajpat Nagar III, 110024	1124.05	726.43	Nahar Retail Theatres Private Limited	No	14-Sep-05	Title deed is in the name of Nahar Retail Theatres Private Limited which has changed its name to Nahar Retail Trading Services Limited
Units G-47, F-52C, F-52A, F-107A F-180 F-180A in Spencer Plaza, 769, Anna Salai, Chennai Tamil Nadu-60000	4262.04	1599.71	Trent Brands Limited	No	1 April 2022 being the appointed date of merger	The title deeds are in the name of Trent Brands Limited erstwhile Company that was merged with the Company under the Companies Act in terms of the approval of the National Company Law Tribunal.



Deloitte Haskins & Sells LLP

Land admeasuring 1.89 acres with under-construction building located in Bibewadi, Pune	5880	5880	Common Wealth Developers	No	1 April 2022 being the appointed date of merger	The title deeds are in the name of Common Wealth Developers Limited erstwhile Company that was merged with the Company under the Companies Act in terms of the approval of the National Company Law Tribunal.
--	------	------	--------------------------	----	---	---

(d) The Company has not revalued any of its property, plant and equipment (including Right of Use assets) and intangible assets during the year.

(e) No proceedings have been initiated during the year or are pending against the Company as at 31 March 2025 for holding any benami property under the Benami Transactions (Prohibition) Act, 1988 (as amended in 2016) and rules made thereunder.

(ii)

(a) The Company does not have any inventory and hence reporting under clause (ii) (a) of the Order is not applicable.

(b) According to the information and explanations given to us, at any point of time of the year, the Company has not been sanctioned any working capital facility from banks or financial institutions on the basis of security of current assets, and hence reporting under clause (ii)(b) of the Order is not applicable.

(iii) The Company has not made any investments in, provided any guarantee or security, and granted any advances in the nature of loans, secured or unsecured to companies, firms, Limited Liability Partnerships or any other parties during the year. Hence, reporting under clause (iii) of the Order is not applicable.

(iv) According to information and explanation given to us and based on the procedures performed, the company has not granted any loans, made investments or provided guarantees or securities that are covered under the provisions of sections 185 or 186 of the Companies Act 2013 and hence reporting under clause(iv) of the order is not applicable.

(v) The Company has not accepted any deposit or amounts which are deemed to be deposits. Hence, reporting under clause (v) of the Order is not applicable.


(vi) The maintenance of cost records has not been specified for the activities of the Company by the Central Government under Section 148(1) of the Companies Act 2013.

(vii) In respect of statutory dues:

a. Undisputed statutory dues, including Goods and Services tax, Provident Fund, Employees' State Insurance, Income-tax, cess and other material statutory dues applicable to the Company have generally been regularly deposited by it with the appropriate authorities in all cases during the year.

Deloitte Haskins & Sells LLP

- b. There were no undisputed amounts payable in respect of Goods and Services tax, Provident Fund, Employees' State Insurance, Income-tax, cess and other material statutory dues in arrears as at 31 March 2025 for a period of more than six month from the date they became payable.
 - c. There are no statutory dues referred in sub-clause (a) above which have not been deposited on account of disputes as on 31 March 2025.
- (viii) There were no transactions relating to previously unrecorded income that were surrendered or disclosed as income in the tax assessments under the Income Tax Act, 1961 (43 of 1961) during the year.
- (ix)
- (a) The Company has not taken any loans or other borrowings from any lender. Hence Reporting under clause (ix)(a) of the Order is not applicable to the Company.
 - (b) The Company has not been declared wilful defaulter by any bank or financial institution or government or any government authority.
 - (c) The Company has not taken any term loan during the year and there are no unutilised term loans at the beginning of the year and hence, reporting under clause (ix)(c) of the Order is not applicable.
 - (d) On an overall examination of the financial statements of the Company no funds have been raised. Hence reporting under clause (ix)(d) of the Order is not applicable .
 - (e) We report that the Company has neither taken any funds from any entity or person during the year nor it had any unutilised funds as at the beginning of the year of the funds raised through issue of shares or borrowings in the previous year and hence, reporting under clause (ix)(e) of the Order is not applicable.
- (x)
- (a) The Company has not issued any of its securities (including debt instruments) during the year and hence reporting under clause (x)(a) of the Order is not applicable.
 - (b) During the year the Company has not made any preferential allotment or private placement of shares or convertible debentures (fully or partly or optionally) and hence reporting under clause (x)(b) of the Order is not applicable to the Company.
- (xi)
- (a) To the best of our knowledge, no fraud by the Company and no material fraud on the Company has been noticed or reported during the year.
 - (b) To the best of our knowledge, no report under sub-section (12) of Section 143 of the Companies Act has been filed in Form ADT-4 as prescribed under rule 13 of Companies (Audit and Auditors) Rules, 2014 with the Central Government, during the year and upto the date of this report.
 - (c) As represented to us by the Management, there were no whistle blower complaints received by the Company during the year.
- (xii) The Company is not a Nidhi Company and hence reporting under clause (xii) of the Order is not applicable.



Deloitte Haskins & Sells LLP

- (xiii) In our opinion, the Company is in compliance with Section 177 and 188 of the Companies Act, where applicable, for all transactions with the related parties and the details of related party transactions have been disclosed in the financial statements etc. as required by the applicable accounting standards.
- (xiv)
 - (a) In our opinion the Company has an adequate internal audit system commensurate with the size and the nature of its business.
 - (b) We have considered, the internal audit reports issued to the Company during the year and covering the period up to 31 March 2025 in determining the nature, timing and extent of our audit procedures.
- (xv) In our opinion during the year the Company has not entered into any non-cash transactions with its directors or persons connected with its directors and hence provisions of Section 192 of the Companies Act, 2013 are not applicable to the Company.
- (xvi) The Company is not required to be registered under Section 45-IA of the Reserve Bank of India Act, 1934. Hence, reporting under clause (xvi)(a), (b) and (c) of the Order is not applicable. The Group does not have any CIC as part of the Group and accordingly reporting under clause(xvi)(d) of the Order is not applicable.
- (xvii) The Company has not incurred cash losses during the financial year covered by our audit and the immediately preceding financial year.
- (xviii) There has been no resignation of the statutory auditors of the Company during the year.
- (xix) On the basis of the financial ratios, ageing and expected dates of realization of financial assets and payment of financial liabilities, other information accompanying the financial statements and our knowledge of the Board of Directors and Management plans and based on our examination of the evidence supporting the assumptions, nothing has come to our attention, which causes us to believe that any material uncertainty exists as on the date of the audit report indicating that Company is not capable of meeting its liabilities existing at the date of balance sheet as and when they fall due within a period of one year from the balance sheet date.

We, however, state that this is not an assurance as to the future viability of the Company. We further state that our reporting is based on the facts up to the date of the audit report and we neither give any guarantee nor any assurance that all liabilities falling due within a period of one year from the balance sheet date, will get discharged by the Company as and when they fall due.



**Deloitte
Haskins & Sells LLP**

- (xx) The Company was not having net worth of rupees five hundred crore or more, or turnover of rupees one thousand crore or more or a net profit of rupees five crore or more during the immediately preceding financial year and hence, provisions of Section 135 of the Act are not applicable to the Company during the year. Accordingly, reporting under clause 3(xx) of the Order is not applicable for the year.

For Deloitte Haskins & Sells LLP

Chartered Accountants

(Firm's Registration No. 117366W/W - 100018)



Kedar Raje

Partner

(Membership No. 102637)

UDIN: 25102637BMKSLL5699

Place: Mumbai

Date: April 23, 2025



NAHAR RETAIL TRADING SERVICES LIMITED
Registered Office: C-60/G Block, Trent House, BKC, Near Citi Bank, Bandra (East), Mumbai 400051
Corporate Identity Number : U74899MH1971PLC315878
Statement of Financial Results for the quarter and year ended 31st March 2025

Rs. in Lakhs

Particulars	For the Quarter ended			For the Year ended	
	31st March 2025	31st December 2024	31st March 2024	31st March 2025	31st March 2024
	Unaudited Refer note 4	Unaudited Refer note 4	Unaudited Refer note 4	Audited	Audited
1 Income from Operations					
Revenue from operations	399.83	435.45	340.11	2,374.54	1,996.29
Other income	44.23	53.84	119.88	265.76	652.39
Total Income	444.06	489.29	459.99	2,640.40	2,648.68
2 Expenses					
a) Employee benefits expense	112.53	90.49	109.38	420.96	401.45
b) Depreciation and amortization expense	109.35	272.02	127.57	683.15	909.46
c) Finance costs	15.08	16.32	94.69	135.33	548.26
d) Other expenses	378.19	285.45	246.15	1,235.19	1,173.91
Total Expenses	615.15	664.28	577.79	2,474.63	3,033.08
3 Profit/(loss) before exceptional item and tax	(171.09)	(174.99)	(117.80)	165.77	(384.40)
4 Exceptional Items income/ (expense) (refer note 3)	-	-	210.50	-	210.50
5 Profit/(loss) before tax	(171.09)	(174.99)	92.70	165.77	(173.90)
6 Tax expense					
Current tax	(11.71)	47.06	57.76	116.82	57.76
Deferred taxes	(38.43)	(35.69)	59.91	(48.49)	124.44
(Excess)/short provision for tax	-	(57.76)	-	(57.76)	9.18
Total tax expenses	(50.14)	(46.39)	117.67	10.57	191.38
7 Net profit/(loss) for the quarter/year	(120.95)	(128.60)	(24.97)	155.20	(365.28)
8 Other comprehensive Income / (expense)					
Items that will not be reclassified to Profit and (Loss)					
(i) Remeasurement of defined benefit plan	(2.94)	-	4.99	(7.74)	2.65
(ii) Income tax on above	0.74	-	(1.26)	1.95	(0.67)
(iii) Equity Instruments through other comprehensive Income	(86.80)	6.71	320.38	12.04	734.73
(iv) Income tax on above	12.41	(0.96)	(36.65)	(26.93)	(63.92)
Other comprehensive income for the quarter/ year, net of tax	(76.59)	5.75	287.46	(20.68)	672.79
9 Total comprehensive income after tax for the quarter/year (7+8)	(197.54)	(122.85)	262.49	134.52	307.51
10 Paid-up equity share capital (Face Value of Rs. 1000 per Equity Share)	33.42	33.42	29.83	33.42	29.83
11 Other equity				12,508.98	9,748.02
12 Earnings per share (of Rs. 1000/- each) (not annualised):					
(a) Basic	(3,619.16)	(3,847.89)	(837.01)	4,753.02	(12,245.29)
(b) Diluted	(3,619.16)	(3,847.89)	(837.01)	4,753.02	(12,245.29)

Notes:

- The above audited financial results for the quarter and year ended 31st March 2025 have been approved by Board of Directors on 23rd April 2025.
- "These financial results have been prepared in accordance with the recognition and measurement principles laid down in the Companies (Indian Accounting Standards) Rules, 2015 specified under section 133 of the Companies Act, 2013 and other accounting principles generally accepted in India and Regulation 33 of SEBI (Listing Obligations and Disclosure Requirements) Regulations, 2015, as amended from time to time."
- During the quarter ended 31st March 2024, the group reassessed the estimates of measurement and recognition of the right of use assets and corresponding lease liabilities. This has resulted in an exceptional gain for the quarter amounting to Rs 210.50 Lakhs. Further right of use assets and lease liabilities have been reduced by Rs 3,288.41 Lakhs and Rs 3,498.91 Lakhs respectively.
- Figures of the quarter ended 31st March 2025 and 31st March 2024 are the balancing figures between audited figures in respect of the full financial year and year to date figures up to the third quarter of the relevant financial year and have been subjected to limited review by the auditors.

For and on behalf of the Board of Directors



Neeraj Basur
Director
DIN: 00402617

Place: Mumbai
Date: 23rd April 2025



NAHAR RETAIL TRADING SERVICES LIMITED
Balance Sheet as at 31st March 2025

(Rs. in lakhs)

Particulars	Note No.	As at 31st March 2025	As at 31st March 2024
I ASSETS			
Non-current assets			
Property, plant and equipment	3.1	3,195.93	2,527.22
Intangible assets	3.1	4.99	5.07
Capital work-in-progress		6,027.55	5,980.00
Right of use assets	3.1	349.70	268.13
Financial assets			
(i) Investment	3.2	1,031.68	1,019.63
(ii) Other financial assets	3.3	204.49	152.81
Other non-current assets	3.4	311.69	310.22
Total Non-Current assets (A)		11,126.03	10,263.08
Current assets			
Financial assets			
(i) Investments	3.6	1,848.89	5,657.60
(ii) Trade receivables	3.7	201.07	54.38
(iii) Cash and cash equivalents	3.8	47.74	225.17
(iv) Other financial assets	3.9	507.30	521.71
(v) Other receivables	3.10	10.40	32.27
Current tax assets (net)	3.11	53.80	108.50
Other current assets	3.12	248.42	119.22
Total Current assets (B)		2,917.62	6,718.85
TOTAL Assets (A+B)		14,043.65	16,981.93
II EQUITY AND LIABILITIES			
Equity			
Equity share capital	3.13	33.42	29.83
Other equity	3.14	12,508.98	9,748.02
Total Equity (C)		12,542.40	9,777.85
LIABILITIES			
Non-current liabilities			
Financial Liabilities			
(i) Borrowings	3.15	642.94	638.37
(ii) Lease Liabilities		241.06	-
Provisions	3.16	10.38	7.86
Deferred tax liabilities (Net)	3.5	249.33	272.85
Total Non Current Liabilities		1,143.71	919.08
Current liabilities			
Financial liabilities			
(i) Borrowings	3.17	-	5,741.63
(ii) Lease Liabilities		94.01	289.43
(iii) Trade payables	3.18	-	-
(a) Total outstanding dues of micro enterprises and small enterprises		0.17	-
(b) Total outstanding dues of creditors other than micro enterprises and small enterprises		108.14	139.71
(iv) Others	3.19	0.53	5.53
Other current liabilities	3.20	52.69	10.32
Provisions	3.21	11.31	7.69
Current tax liabilities (net)	3.22	90.69	90.69
Total Current Liabilities		357.54	6,285.00
Total Liabilities (D)		1,501.25	7,204.08
TOTAL EQUITY & LIABILITIES (C+D)		14,043.65	16,981.93
See accompanying notes forming part of the financial statements			

As per our report attached,

For Deloitte Haskins & Sells LLP
Chartered Accountants
(Firm's Registration No. 117366W/W-100018)

Kedar Raje
Partner
(Membership No. 102637)

Place: Mumbai
Date: 23rd April 2025

For and on behalf of the Board,

P. Venkatesalu
(DIN : 02190892)
Director

Neera] Basur
(DIN : 00402617)
Director

Place: Mumbai
Date: 23rd April 2025

NAHAR RETAIL TRADING SERVICES LIMITED
Statement of Profit and Loss and other comprehensive income for the year ended 31st March 2025
(Rs.in lakhs)

Particulars	Note No.	For the Year ended 31st March 2025	For the Year ended 31st March 2024
Revenue from operations	4.1	2,374.64	1,996.29
Other income	4.2	265.76	652.39
Total income (A)		2,640.40	2,648.68
Expenses :			
Employee benefits expense	4.3	420.96	401.45
Finance costs	4.4	135.33	548.26
Depreciation and amortization expense	3.1	683.15	909.46
Other expenses	4.5	1,235.19	1,173.91
Total expenses (B)		2,474.63	3,033.08
Profit /(Loss) before exceptional items and tax (A-B)		165.77	(384.40)
Exceptional Items income	4.6	-	210.50
Profit / (loss) before tax (C)		165.77	(173.90)
Tax expense			
Current tax		116.82	57.76
Deferred tax		(48.49)	124.44
(Excess)/Short provision for tax		(57.76)	9.18
Total tax expenses (D)		10.57	191.38
Profit for the year (E)		155.20	(365.28)
Other comprehensive income / (expense)	4.7		
Items that will not be reclassified to profit or loss			
Remeasurements of the net defined benefit Plans		(7.74)	2.65
Income tax on net defined employee benefit		1.95	(0.67)
Equity Instruments through other comprehensive income		12.04	734.73
Income tax on Equity Instruments through other comprehensive income		(26.93)	(63.92)
Other comprehensive income		(20.68)	672.79
Total Comprehensive Income for the year (E-F)		134.52	307.51
Earnings per equity share	10		
(1) Basic		4,753.02	(12,245.29)
(2) Diluted		4,753.02	(12,245.29)
See accompanying notes forming part of the financial statements			

As per our report attached.

For Deloitte Haskins & Sells LLP
Chartered Accountants
(Firm's Registration No. 117366W/W-100018)

Kedar Raje
Partner
(Membership No. 102637)

Place: Mumbai
Date: 23rd April 2025

For and on behalf of the Board,

P. Venkatesalu
(DIN : 02190892)
Director

Neeraj Basur
(DIN : 00402617)
Director

Place: Mumbai
Date: 23rd April 2025

NAHAR RETAIL TRADING SERVICES LIMITED
Statement of Changes in Equity for the year ended 31st March 2025

A) Equity share capital

1) Current reporting period

(Rs.in lakhs)

Balance at April 1, 2024	Change in Equity Share Capital due to prior period error	Restated balance at April 1, 2024	Change in equity share capital during the current year	Balance at March 31, 2025
29.83	-	29.83	3.59	33.42

2) Previous reporting period

(Rs.in lakhs)

Balance at April 1, 2023	Change in Equity Share Capital due to prior period error	Restated balance at April 1, 2023	Change in equity share capital during the current year	Balance at March 31, 2024
29.83	-	29.83	-	29.83

B) Other equity

(Rs.in lakhs)

Particulars	Reserves and Surplus							Total
	Capital Reserve	Securities Premium	Capital Redemption Reserve	General Reserve	Retained Earnings surplus in Profit and Loss Account	Equity instruments through Other comprehensive income	Remeasurement on Defined Benefit Plan	
Balance at 31st March 2023	(5,427.73)	10,899.64	1.00	493.29	3,263.38	237.42	(4.13)	9,462.87
Total comprehensive income for the year ended (net of tax)	-	-	-	-	(365.28)	670.81	1.99	307.52
Dividend paid	-	-	-	-	(22.37)	-	-	(22.37)
As at 31st March 2024	(5,427.73)	10,899.64	1.00	493.29	2,875.73	908.23	(2.14)	9,748.02
Changes for the period	-	-	2,457.79	-	(2,457.79)	-	-	-
Addition due to fresh issue of equity shares	-	2,994.06	-	-	-	-	-	2,994.06
Total comprehensive income for the year ended (net of tax)	-	-	-	-	155.20	(14.89)	(5.79)	134.52
Dividend paid	-	-	-	-	(367.62)	-	-	(367.62)
As at 31st March 2025	(5,427.73)	13,893.70	2,458.79	493.29	205.52	893.34	(7.93)	12,508.98

See accompanying notes forming part of the financial statements
As per our report attached.

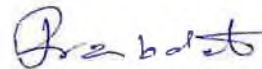
For Deloitte Haskins & Sells LLP
Chartered Accountants
(Firm's Registration No. 117366W/W-100018)



Kedar Raje
Partner
(Membership No. 102637)

Place: Mumbai
Date: 23rd April 2025

For and on behalf of the Board,



P. Venkatesalu
(DIN : 02190892)
Director



Neeraj Basur
(DIN : 00402617)
Director

Place: Mumbai
Date: 23rd April 2025

NAHAR RETAIL TRADING SERVICES LIMITED
Cash Flow Statement for the year ended 31st March 2025

(Rs.in lakhs)

Sr.No.	PARTICULARS	For the Year ended on 31st March 2025		For the Year ended on 31st March 2024	
		(Rs.in lakhs)	(Rs.in lakhs)	(Rs.in lakhs)	(Rs.in lakhs)
A	CASH FLOW FROM OPERATING ACTIVITIES				
	Net Profit/ (Loss) before taxes and exceptional items		165.77		(384.40)
	Adjustments for :				
	Depreciation	683.15		909.46	
	Amortisation of leasehold land	0.08		0.08	
	Finance Cost/(Income) Net	20.29		222.57	
	Interest on 6% Cumulative Redeemable Pref. shares	106.34		318.01	
	(Profit)/Loss on Fixed Assets sold (Net)	-		(2.58)	
	Provision for doubtful receivable	17.69		-	
	Provision for retirement benefits	(7.74)		2.65	
	Provision for doubtful debts written back	-		(8.79)	
	Gain on sale of Investment	(56.52)		(139.87)	
	Interest income	(8.83)		(22.59)	
	Dividend income	(4.06)		(27.68)	
	Change in the fair value of Investment	(187.65)		(411.00)	
			562.75		840.26
	Operating profit before working capital changes		728.52		455.86
	Adjustments for :				
	(Increase)/ decrease in other current financial assets	10.80		-	
	(Increase)/decrease in trade receivables & other receivables	(142.52)		27.44	
	Increase/(Decrease) Trade payables	(31.39)		(387.20)	
	(Increase)/decrease in other assets	(129.19)		(1.18)	
	Increase/(decrease) in employee liabilities	6.14		(0.70)	
	(Increase)/ decrease in other non current assets	0.19		(207.71)	
	(Increase)/ decrease in other non current financial assets	(57.30)		-	
	Increase/(decrease) in other liabilities	42.37		(5.65)	
	(Decrease)/increase in other current financial liabilities	(5.00)		5.00	
			(305.50)		(570.00)
	Cash generated from/(used in) operations		422.62		(114.14)
	Direct taxes paid		(6.10)		(145.19)
	Net cash generated from/ (used in) operating activities		416.52		(259.33)
B	CASH FLOW FROM INVESTING ACTIVITIES				
	Sale of Fixed Assets	-		2.58	
	Purchase of property ,plant and equipment	(1,054.28)		(8.69)	
	Retention deposit paid	-		(200.00)	
	Interest received	12.43		31.85	
	Dividend received	4.06		27.68	
	Purchase of investments	(2,291.00)		(886.00)	
	Redemption of Preference Shares	-		173.45	
	Sale of investments	6,343.87		1,501.83	
	Net cash (used in) Investing activities		3,015.08		642.70
C	CASH FLOW FROM FINANCING ACTIVITIES				
	Net Proceeds from issue of Equity Shares	2,997.65		-	
	Redemption of preference shares	(5,455.44)		-	
	Dividend / Dividend Tax Paid	(755.58)		(22.37)	
	Interest paid	(0.31)		-	
	Payment of Lease Liabilities	(395.35)		(524.24)	
	Net cash (used in)/from financing activities		(3,609.03)		(546.61)
	NET INCREASE/ (DECREASE) IN CASH AND CASH EQUIVALENTS (A+B+C)		(177.43)		(163.24)
	OPENING CASH AND CASH EQUIVALENTS		225.17		388.41
	CLOSING CASH AND CASH EQUIVALENTS		47.74		225.17

Notes:

- i) All figures in brackets are outflows.
ii) Cash and cash equivalents consist of balance with bank as detailed in note no 3.8

As per our report attached.

For Deloitte Haskins & Sells LLP
Chartered Accountants
(Firm's Registration No. 173601/VV-100018)

Kedar Raje
Partner
(Membership No. 102637)

Place: Mumbai
Date: 23rd April 2025

For and on behalf of the Board

P. Venkatesalu
(DIN : 02190892)
Director

Neeraj Basur
(DIN : 00402617)
Director

Place: Mumbai
Date: 23rd April 2025

Nahar Retail Trading Services Limited

Notes to the financial statements for the year ended 31st March 2025

Note 1

Company information

Nahar Retail Trading Services Limited (The company)(CIN U74899MH1971PLC315878) is a public limited company domiciled in India and is incorporated under the provisions of the Indian Companies Act, 1956. The registered office of the company is located at " C-60/G Block, Trent House, BKC, Near Citi Bank, Bandra (East), Mumbai 400051. Maharashtra (India)".

The company is primarily engaged in providing retail business support services such as franchisee ,warehousing service etc. to Trent Ltd. It operates franchisee for 'Westside' retail format. Westside – Trent's flagship format offers apparel, footwear and accessories for men, women and children, along with furnishings, decor and a range of home accessories.

1.1 Basis of preparation

The financial statements are prepared on the accrual basis of accounting and in accordance with the Indian Accounting Standards (Ind AS) notified under Companies (Indian Accounting Standards) Rules,2015 and referred under Section 133 of the Companies Act, 2013.

The financial statements were authorised for issue in accordance with a resolution passed by the Board of Directors on 23rd April, 2025

These financial statements have been prepared on a historical cost basis, except for certain financial assets and liabilities measured at fair value or amortised cost (refer accounting policy regarding financial instruments)

The financial statements are presented in Indian rupees (INR) in Lacs, which is also the Company's functional currency. All values are rounded off to the nearest INR Lacs up to two decimals, except when otherwise indicated.

1.2 Summary of Material accounting policy information

a) Fair value measurement

The Company measures financial instrument at fair value at each balance sheet date.

Fair value is the price that would be received on sale of an asset or paid to transfer a liability in an orderly transaction between market participants at the measurement date. The fair value measurement is based on the presumption that the transaction to sell the asset or transfer the liability takes place either:

- In the principal market for the asset or liability, or
- In the absence of a principal market, in the most advantageous market for the asset or liability

The principal or the most advantageous market must be accessible by the Company.

The fair value of an asset or a liability is measured using the assumptions that market participants would use when pricing the asset or liability, assuming that market participants act in their economic best interest.

A fair value measurement of a non-financial asset takes into account a market participant's ability to generate economic benefits by using the asset in its highest and best use or by selling it to another market participant that would use the asset in its highest and best use.

The Company uses valuation techniques that are appropriate in the circumstances and for which sufficient data are available to measure fair value, maximising the use of relevant observable inputs and minimising the use of unobservable inputs.

All assets and liabilities for which fair value is measured or disclosed in the financial statements are categorised within the fair value hierarchy, described as follows, based on the lowest level input that is significant to the fair value measurement as a whole:

- Level 1 — Quoted (unadjusted) market prices in active markets for identical assets or liabilities
- Level 2(if level1 feed is not available/appropriate) — Valuation techniques for which the lowest level input that is significant to the fair value measurement is directly or indirectly observable.
- Level 3 (if level1 and 2 feed is not available/appropriate) — Valuation techniques for which the lowest level input that is significant to the fair value measurement is unobservable.

b) Revenue recognition

Operating revenues

Revenue from operations are recognised on as accrual basis when the service has been provided.

Interest income

Interest income is recognised on an accrual basis using effective interest rate (EIR) method.

Dividends

Dividend income is recognised when the Company's right to receive the payment is established.



Nahar Retail Trading Services Limited
Notes to the financial statements for the year ended 31st March 2025

c) Taxes on income

Current tax

Tax on income for the current period is determined on the basis of estimated taxable income and tax credits computed in accordance with the provisions of the relevant tax laws.

Current Income Tax relating to items recognised directly in equity is recognised in equity and not in the statement of Profit and loss. Current income tax relating to items recognised outside profit or loss is recognised outside profit or loss (either in other comprehensive income or in equity). Management periodically evaluates positions taken in the tax returns with respect to situations in which applicable tax regulations are subject to interpretation and establishes provisions where appropriate.

Deferred tax

Deferred tax is provided using the liability method on temporary differences between the tax bases of assets and liabilities and their carrying amounts for financial reporting purposes at the reporting date.

The carrying amount of deferred tax assets is reviewed at each reporting date and reduced to the extent that it is no longer probable that sufficient taxable profit will be available to allow all or part of the deferred tax asset to be utilised. Unrecognised deferred tax assets are reassessed at each reporting date and are recognised to the extent that it has become probable that future taxable profits will allow the deferred tax asset to be recovered.

Deferred tax assets and liabilities are measured at the tax rates that are expected to apply in the year when the asset is realised or the liability is settled, based on tax rates (and tax laws) that have been enacted or substantively enacted at the reporting date.

Deferred tax relating to items recognised outside the statement of profit and loss (consistent with applicable accounting standards) is recognised outside the statement of profit and loss. Deferred tax items are recognised in correlation to the underlying transaction either in other comprehensive income or directly in equity.

Deferred tax assets and deferred tax liabilities are offset if a legally enforceable right exists to set off current tax assets against current income tax liabilities.

d) Property, plant and equipment

All items of property, plant and equipment, are initially recorded at cost. Subsequent to initial recognition, property, plant and equipment are measured at cost less accumulated depreciation and any accumulated impairment losses. The carrying values of property, plant and equipment are reviewed for impairment when events or changes in circumstances indicate that the carrying value may not be recoverable.

The cost of an item of property, plant and equipment is recognized as an asset if, and only if, it is probable that future economic benefits associated with the item will flow to the Company and the cost of the item can be measured reliably. The cost includes the purchase price and any directly attributable costs of bringing the asset to its working condition and location for its intended use, cost of replacing part of the property, plant and equipment and borrowing costs that are directly attributable to the acquisition, construction or production of a qualifying property, plant and equipment. The accounting policy for borrowing costs is set out in note (e) below. All other repair and maintenance costs are recognized in the statement of profit or loss as incurred.

Depreciation on tangible assets is provided in accordance with IND AS 16 'Property, Plant and Equipment' with useful life as prescribed in Schedule II of the Companies Act, 2013 as below except improvements to leasehold property and electrical installation which are amortised over the period of lease term.

a) In respect of the assets of the retail business on "Straight Line" method.

b) In respect of all other assets on "Written Down Value" method.

Assets	Useful life in years
Building	60
Improvements to Leasehold Properties	7
Plant & Equipment (Escalators, lifts / cleaning machine, music systems / others)	15/7/10
Furniture	7
Electrical Installation (lift fittings, wiring / others)	7/10
Office Equipment	5
Computers/Computer server	3/6
Vehicles	8



Nahar Retail Trading Services Limited
Notes to the financial statements for the year ended 31st March 2025

An item of property, plant and equipment is de-recognized upon disposal or when no future economic benefits are expected from its use or disposal. Any gain or loss on de-recognition of the asset (calculated as the difference between the net disposal proceeds and the carrying amount of the asset) is included in Statement of profit and loss in the year the asset is de-recognized.

The residual values, useful lives and methods of depreciation of property, plant and equipment are reviewed at the end of each reporting period and adjusted prospectively, if appropriate.

e) Intangible assets

Intangible assets acquired are initially recorded at cost.

Intangible assets with finite lives are amortised over the useful economic life and assessed for impairment whenever there is an indication that the intangible asset may be impaired. The amortisation period and the amortisation method for an intangible asset with a finite useful life are reviewed at the end of each reporting period. The amortisation expense on intangible assets with finite lives is recognised in the statement of profit and loss.

Gains or losses arising from derecognition of an intangible asset are measured as the difference between the net disposal proceeds and the carrying amount of the asset and are recognised in the statement of profit or loss when the asset is derecognised.

Assets	Useful life in years
Computer software	5

f) Borrowing costs

Borrowing costs directly attributable to the acquisition, construction or production of an asset that necessarily takes a substantial period of time to get ready for its intended use or sale are capitalised as part of the cost of the asset. All other borrowing costs are expensed in the period in which they occur. Borrowing costs consist of interest and other costs that an entity incurs in connection with the borrowing of funds. Borrowing cost also includes exchange differences to the extent regarded as an adjustment to the borrowing costs.

g) Leases

The Company assesses whether a contract is or contains a lease, at inception of the contract. The Company recognises a right-of-use asset and a corresponding lease liability with respect to all lease arrangements in which it is the lessee, except for short-term leases (defined as leases with a lease term of 12 months or less) and leases of low value assets (such as tablets and personal computers, small items of office furniture and telephones).

For these leases, the Company recognises the lease payments as an operating expense on a straight-line basis over the term of the lease unless another systematic basis is more representative of the time pattern in which economic benefits from the leased assets are consumed.

The lease liability is initially measured at the present value of the lease payments that are not paid at the commencement date, discounted by using the rate implicit in the lease. If this rate cannot be readily determined, the Company uses its incremental borrowing rate.

Lease payments included in the measurement of the lease liability comprise:

- Fixed lease payments (including in-substance fixed payments), less any lease incentives receivable;
- Variable lease payments that depend on an index or rate, initially measured using the index or rate at the commencement date;
- The amount expected to be payable by the lessee under residual value guarantees;
- The exercise price of purchase options, if the lessee is reasonably certain to exercise the options; and
- Payments of penalties for terminating the lease, if the lease term reflects the exercise of an option to terminate the lease.

The lease liability is presented as a separate line in the consolidated statement of financial position.

The lease liability is subsequently measured by increasing the carrying amount to reflect interest on the lease liability (using the effective interest method) and by reducing the carrying amount to reflect the lease payments made.

The Company remeasures the lease liability (and makes a corresponding adjustment to the related right-of-use asset) whenever:

- The lease term has changed or there is a significant event or change in circumstances resulting in a change in the assessment of exercise of a purchase option, in which case the lease liability is remeasured by discounting the revised lease payments using a revised discount rate.
- The lease payments change due to changes in an index or rate or a change in expected payment under a guaranteed residual value, in which cases the lease liability is remeasured by discounting the revised lease payments using an unchanged discount rate (unless the lease payments change is due to a change in a floating interest rate, in which case a revised discount rate is used).
- A lease contract is modified and the lease modification is not accounted for as a separate lease, in which case the lease liability is remeasured based on the lease term of the modified lease by discounting the revised lease payments using a revised discount rate at the effective date of the modification.



Nahar Retail Trading Services Limited
Notes to the financial statements for the year ended 31st March 2025

The right-of-use assets comprise the initial measurement of the corresponding lease liability, lease payments made at or before the commencement day, less any lease incentives received and any initial direct costs. They are subsequently measured at cost less accumulated depreciation and impairment losses.

Right-of-use assets are depreciated over the shorter period of lease term and useful life of the underlying asset.

If a lease transfers ownership of the underlying asset or the cost of the right-of-use asset reflects that the Company expects to exercise a purchase option, the related right-of-use asset is depreciated over the useful life of the underlying asset. The depreciation starts at the commencement date of the lease.

The right-of-use assets are presented as a separate line in the consolidated statement of financial position.

The Company applies Ind AS 36 to determine whether a right-of-use asset is impaired and accounts for any identified impairment loss as described in the 'Property, Plant and Equipment' policy.

Variable rents that do not depend on an index or rate are not included in the measurement the lease liability and the right-of-use asset. The related payments are recognised as an expense in the period in which the event or condition that triggers those payments occurs and are included in the line "Other expenses" in profit or loss.

As a practical expedient, IND AS 116 permits a lessee not to separate lease and non-lease components, and instead account for any lease and associated non-lease components as a single arrangement. The Company has used this practical expedient and has recognised single ROU for entire lease and non lease components.

h) Impairment of non-financial assets

The Company assesses, at each reporting date, whether there is any indication that an asset may be impaired. If any such indication exists the Company estimates the asset's recoverable amount and impairment is recognised if the carrying amount of these assets exceeds their recoverable amount. The recoverable amount is the greater of the net selling price and their value in use. When there is indication that an impairment loss recognised for an asset in earlier accounting periods no longer exists or may have decreased, such reversal of impairment loss is recognised in the Statement of Profit & Loss.

i) Provisions

General

Provisions are recognised when the Company has a present obligation (legal or constructive) as a result of a past event, it is probable that an outflow of resources embodying economic benefits will be required to settle the obligation and a reliable estimate can be made of the amount of the obligation. When the Company expects some or all of a provision to be reimbursed, the expense relating to a provision is presented in the statement of profit and loss net of any reimbursement. The reimbursement is recognised as a separate asset, but only when the reimbursement is virtually certain the amount of the receivable can be measured reliably.

Contingent liabilities

A disclosure for contingent liability is made when there is possible obligation or a present obligation that may, but probably will not, require an outflow of resources. Where there is a possible obligation or present obligation that the likelihood of outflow of resources is remote, no provision or disclosure is made.

i) Employee benefits

The Company participates in various employee benefit plans. Pensions and other post-employment benefits are classified as either defined contribution plans or defined benefit plans. Under defined contribution plan, the Company's only obligation is to pay a fixed amount. Under a defined benefit plan, it is the Company's obligation to provide agreed benefits to the employees. The present value of the defined benefit obligations is calculated by an independent actuary using the projected unit credit method. The Company has the following employee benefit plans:

(i) Contribution to provident fund, family pension fund, ESIC, labour welfare fund:

Company's contributions during the year towards Government administered Provident Fund, Family Pension Fund, ESIC and Labour Welfare Fund are charged to the Profit and Loss statement as incurred.

(ii) Gratuity

In accordance with the Payment of Gratuity Act, 1972, applicable for Indian companies, the Company provides for a lump sum payment to eligible employees, at retirement or termination of employment based on the last drawn salary and years of employment with the Company. The gratuity fund is managed by the Life Insurance Corporation of India (LIC). The Company's obligation in respect of the gratuity plan, which is a defined benefit plan, is provided for based on actuarial valuation using the projected unit credit method. The Company recognises actuarial gains and losses immediately in other comprehensive income, net of taxes.

(iii) Other retirement benefit

Provision for other retirement / post retirement benefit in the form of long term compensated absences (leave encashment) is made on the basis of actuarial valuation.



Nahar Retail Trading Services Limited
Notes to the financial statements for the year ended 31st March 2025

j) Financial instruments

i) Financial assets

Initial recognition and measurement

All financial assets are recognised initially at fair value (purchase value plus transaction costs that are attributable to the acquisition of the financial asset), amortised cost or at cost. Purchases or sales of financial assets that require delivery of assets within a time frame established by regulation or convention in the market place (regular way trades) are recognised on the trade date, i.e., the date that the Company commits to purchase or sell the asset.

Subsequent measurement

For purposes of subsequent measurement, financial assets are classified in four categories:

- Debt instruments at amortised cost
- Debt instruments at fair value through other comprehensive income (FVTOCI)
- Debt instruments, derivatives and equity instruments at fair value through profit or loss (FVTPL)
- Equity instruments measured at fair value through other comprehensive income FVTOCI or FVTPL

Debt instruments at amortised cost

A 'debt instrument' is measured at the amortised cost if both the following conditions are met:

- (a) The asset is held within a business model whose objective is to hold assets for collecting contractual cash flows, and
- (b) Contractual terms of the asset give rise on specified dates to cash flows that are solely payments of principal and interest (SPPI) on the principal amount outstanding.

After initial measurement, financial assets are subsequently measured at amortised cost using the EIR method. Amortised cost is calculated by taking into account any discount or premium on acquisition and fees or costs that are an integral part of the EIR. The EIR amortisation is included in finance income in the Statement of Profit or Loss. The losses arising from impairment are recognised in the Statement of Profit or Loss.

Debt instrument at FVTPL

FVTPL is a residual category for debt instruments. Any debt instrument, which does not meet the criteria for categorization as at amortized cost or as FVTOCI, is classified as at FVTPL.

Debt instruments included within the FVTPL category are measured at fair value with all changes recognized in the Profit and Loss Statement.

Equity instruments measured at FVTOCI or FVTPL

All equity investments in scope of Ind-AS 109 are measured at fair value. Equity instruments which are held for trading are classified as at FVTPL. For all other equity instruments, the Company decides to classify the same either as at FVTOCI or FVTPL. The Company makes such election on an instrument-by-instrument basis. The classification is made on initial recognition and is irrevocable.

If the Company decides to classify an equity instrument as at FVTOCI, then all fair value changes on the instrument, excluding dividends, are recognized in the other comprehensive income (OCI). There is no recycling of the amounts from OCI to P&L, even on sale of investment. However, the Company may transfer the cumulative gain or loss within equity.

Equity instruments included within the FVTPL category are measured at fair value with all changes recognized in the P&L.

Equity instruments measured at cost

Equity instruments / Investment in subsidiary are accounted at cost in accordance with Ind As 27 - Separate financial statements.

Derecognition

The Company derecognizes a financial asset only when the contractual rights to the cash flows from the asset expires or it transfers the financial asset and substantially all the risks and rewards of ownership of the asset.

Continuing involvement that takes the form of a guarantee over the transferred asset is measured at the lower of the original carrying amount of the asset and the maximum amount of consideration that the Company could be required to repay.

Impairment of financial assets

The Company assesses at each reporting date whether there is any objective evidence that a financial asset or a group of financial assets is impaired. A financial asset or a group of financial assets is deemed to be impaired if, there is objective evidence of impairment as a result of one or more events that has occurred after the initial recognition of the asset (an incurred 'loss event') and that loss event has an impact on the estimated future cash flows of the financial asset or the group of financial assets that can be reliably estimated.

ii) Non-derivative financial liabilities

Financial liabilities are classified as either "financial liabilities at fair value through profit or loss" or "other financial Liabilities".

(a) Financial liabilities are classified as "financial liabilities at fair value through profit or loss" if they are held for trading or if they are designated as financial liabilities at fair value through profit or loss. These are measured initially at fair value with subsequent changes recognized in profit or loss. Fair value is determined as per IND AS 113 'fair value measurement'.

(b) Other financial liabilities, including loans and borrowing, are initially measured at fair value, net of directly attributable transaction costs. Subsequent to initial recognition, these are measured at amortized cost using the EIR method.



Nahar Retail Trading Services Limited**Notes to the financial statements for the year ended 31st March 2025****Derecognition of financial liabilities:**

A financial liability is derecognised when the obligation under the liability is discharged or cancelled or expires. When an existing financial liability is replaced by another from the same lender on substantially different terms, or the terms of an existing liability are substantially modified, such an exchange or modification is treated as the derecognition of the original liability and the recognition of a new liability. The difference in the respective carrying amounts is recognised in the statement of profit or loss.

iii) Offsetting of financial instruments:

Financial assets and financial liabilities are offset and the net amount is reported in the Balance Sheet if there is a currently enforceable legal right to offset the recognised amounts and there is an intention to settle on a net basis, to realise the assets and settle the liabilities simultaneously.



Note 2

Significant accounting judgments, estimates and assumptions

The preparation of the company's financial statements requires management to make judgments, estimates and assumptions that affect the reported amounts of revenues, expenses, assets and liabilities, and the accompanying disclosures, and the disclosure of contingent liabilities. Uncertainty about these assumptions and estimates could result in outcomes that require a material adjustment to the carrying amount of assets or liabilities affected in future periods. The estimates and associated assumptions are based on historical experience and various other factors that are believed to be reasonable under the circumstances existing when the financial statements were prepared. The estimates and underlying assumptions are reviewed on an ongoing basis. Revision to accounting estimates is recognised in the year in which the estimates are revised and in any future year affected.

In the process of applying the Company's accounting policies, management has made the following Judgments, estimates and assumptions which have significant effect on the amounts recognised in the financial statements:

- a) **Provision for doubtful advances and trade receivables:** The company is not significantly exposed to credit risk as most of the franchisee fees are receivable from holding company. Similarly recoverable from others for mall maintenance activity are made in normal course of business. Since the amount involved is not material, the Company does not calculate any credit loss for trade receivables and advances to parties as required under IND AS 109 'Financial Instrument' however the company provides for doubtful advances and trade receivables based on its judgment about recoverability of amount.

b) **Taxes**

Deferred tax assets are recognised for unused tax losses and tax credits to the extent that it is probable that taxable profit will be available against which the losses can be utilised. Deferred tax assets have been recognised based on the likely timing and the level of future taxable profits.

c) **Defined benefit plans**

The cost of the defined benefit gratuity plan and the present value of the gratuity obligation are determined using actuarial valuations. An actuarial valuation involves making various assumptions that may differ from actual developments in the future. These include the determination of the discount rate, future salary increases and mortality rates. Due to the complexities involved in the valuation and its long-term nature, a defined benefit obligation is highly sensitive to changes in these assumptions. All assumptions are reviewed at each reporting date.

The parameter most subject to change is the discount rate. In determining the appropriate discount rate for plans operated in India, the management considers the interest rates of government bonds in currencies consistent with the currencies of the post-employment benefit obligation.

The mortality rate is based on publicly available mortality tables for the specific countries. Those mortality tables tend to change only at interval in response to demographic changes. Future salary increases and gratuity increases are based on expected future inflation rates for the respective countries.

d) **Fair value measurement of financial instruments**

When the fair values of financial assets and financial liabilities recorded in the balance sheet cannot be measured based on quoted prices in active markets, their fair value is measured using appropriate valuation techniques. The inputs for these valuations are taken from observable sources where possible, but where this is not feasible, a degree of judgment is required in establishing fair values. Judgments include considerations of various inputs including liquidity risk, credit risk, volatility etc. Changes in assumptions/judgments about these factors could affect the reported fair value of financial instruments.



NAHAR RETAIL TRADING SERVICES LIMITED
Notes forming part of the Balance Sheet

Note : 3.1

a) Property, plant and equipment

(Rs. in lakhs)

Particulars	Buildings	Plant & Equipment	Electrical Installation	Furniture & Fixtures	Computer	Office equipment	Land	Total
As at 31st March 2023	3,166.76	202.24	50.13	104.52	94.69	82.34	2,259.82	5,960.50
Additions	-	-	-	7.67	0.88	0.14	-	8.69
Disposals / Transfers	-	(105.91)	-	(0.32)	(0.14)	(0.02)	-	(106.39)
As at 31st March 2024	3,166.76	96.33	50.13	111.87	95.43	82.46	2,259.82	5,862.80
Additions	217.79	198.05	127.55	364.70	29.10	43.07	-	980.26
Disposals / Transfers	-	-	-	-	-	-	-	-
As at 31st March 2025	3,384.55	294.38	177.68	476.57	124.53	125.53	2,259.82	6,843.06
Accumulated depreciation	-	-	-	-	-	-	-	-
As at 31st March 2023	1,279.99	166.93	23.93	48.23	38.91	26.46	-	1,584.45
Depreciation charge for the year	92.72	9.65	20.03	35.63	27.69	15.41	-	201.13
Disposals / Transfers	-	(105.91)	-	(0.32)	(0.14)	(0.02)	-	(106.39)
As at 31st March 2024	1,372.71	70.67	43.96	83.54	66.46	41.85	-	1,679.19
Depreciation charge for the year	95.83	39.83	30.89	65.66	49.45	29.89	-	311.55
Disposals / Transfers	-	-	-	-	-	-	-	-
As at 31st March 2025	1,468.54	110.50	74.85	149.20	115.91	71.74	-	1,990.74
Impairment Provision	-	-	-	-	-	-	-	-
As at 31st March 2024	795.88	-	-	-	-	-	860.51	1,656.39
As at 31st March 2025	795.88	-	-	-	-	-	860.51	1,656.39
Net book value	-	-	-	-	-	-	-	-
As at 31st March 2024	998.17	25.66	6.17	28.33	28.97	40.61	1,399.31	2,527.22
As at 31st March 2025	1,120.13	183.88	102.83	327.37	8.62	53.79	1,399.31	3,195.93

b) Right of use assets

(Rs. in lakhs)

Particulars	Right of use: Buildings
As at 31st March 2023	4,858.10
Additions	-
Reclassification	-
Disposals / Reversals	(3,732.39)
As at 31st March 2024	1,120.71
Additions	448.19
Reclassification	-
Disposals / Reversals	-
As at 31st March 2025	1,568.90
Accumulated depreciation	-
As at 31st March 2023	590.01
Amortisation for the year	706.54
Disposals / Reversals	(443.97)
As at 31st March 2024	852.58
Amortisation for the year	366.62
Disposals / Reversals	-
As at 31st March 2025	1,219.20
Net block	-
As at 31st March 2024	268.13
As at 31st March 2025	349.70

c) Intangible assets

(Rs. in lakhs)

Particulars	Computer software
As at 31st March 2023	8.73
Additions	-
Reclassification	-
Disposals	-
As at 31st March 2024	8.73
Additions	4.90
Reclassification	-
Disposals	-
As at 31st March 2025	13.63
Accumulated depreciation	-
As at 31st March 2023	1.87
Depreciation for the year	1.79
Disposals / Transfers	-
As at 31st March 2024	3.66
Depreciation for the year	4.98
Disposals / Transfers	-
As at 31st March 2025	8.64
Net block	-
As at 31st March 2024	5.07
As at 31st March 2025	4.99

d) Capital - Work-In Progress (CWIP) ageing schedule
As at 31st March 2025

(Rs. in lakhs)

CWIP	Amount in CWIP for a year of				Total
	Less than 1 Year	1-2 Year	2-3 Year	More than 3 Year	
Project in progress	47.55	-	20.00	5,960.00	6,027.55
Total	47.55	-	20.00	5,960.00	6,027.55

As at 31st March 2024

(Rs. in lakhs)

CWIP	Amount in CWIP for a year of				Total
	Less than 1 Year	1-2 Year	2-3 Year	More than 3 Year	
Projects in progress	-	20.00	110.00	5,850.00	5,980.00
Total	-	20.00	110.00	5,850.00	5,980.00



NAHAR RETAIL TRADING SERVICES LIMITED

Notes forming part of the Balance Sheet

Note 3.2
FINANCIAL ASSET - Investment

(Rs.in lakhs)

Investment	As at 31st March 2025		As at 31st March 2024	
	No. of shares	Amount	No. of shares	Amount
Investment in				
Equity Shares-At Fair value through other comprehensive income				
Tata Investment Corporation Ltd.	16,330	1,031.68	16,330	1,019.63
	16,330	1,031.68	16,330	1,019.63

Note 3.3
FINANCIAL ASSET - Other financial assets

(Rs.in lakhs)

Other financial assets	As at 31st March 2025	As at 31st March 2024
Deposit given	204.49	152.81
	204.49	152.81

Note 3.4

(Rs.in lakhs)

Other non current assets	As at 31st March 2025	As at 31st March 2024
Prepaid expenses	-	0.19
Prepaid lease rentals	2.35	2.44
Advance income taxes - net of provision	99.34	97.59
Advance for capex	210.00	210.00
	311.69	310.22

Note 3.5

(Rs.in lakhs)

Deferred tax Liabilities (net)	As at 31st March 2025	As at 31st March 2024
Deferred tax liability		
Depreciation	120.16	147.59
Right of use an assets	88.01	67.48
Fair value of Investment	160.02	223.99
	368.19	439.06
Less:- Deferred tax assets		
Retirement benefits	3.61	3.57
Lease Liabilities	84.33	72.84
Other provisions	30.92	28.85
Carried forward of losses and unabsorbed depreciation	-	60.95
	118.86	166.21
Deferred tax asset/(liabilities) (net)	(249.33)	(272.85)



NAHAR RETAIL TRADING SERVICES LIMITED
Notes forming part of the Balance Sheet

Note 3.6

(Rs.in lakhs)

Current investments:	As at 31st March 2025	As at 31st March 2024
Investments - Mutual funds (at fair value through profit and loss)	1,848.89	5,657.60
	1,848.89	5,657.60

Note 3.7

(Rs.in lakhs)

Trade Receivables	As at 31st March 2025	As at 31st March 2024
Unsecured Considered good (Refer note 7(d))	201.07	54.38
	201.07	54.38

Note 3.8

(Rs.in lakhs)

Cash and Cash Equivalents	As at 31st March 2025	As at 31st March 2024
Balances with banks:		
-Current accounts	47.74	25.17
-Deposit accounts	-	200.00
	47.74	225.17

Note 3.9

(Rs.in lakhs)

Other financial assets	As at 31st March 2025	As at 31st March 2024
Deposit given	507.30	518.10
Interest Accrued on Deposits	-	3.61
	507.30	521.71

Note 3.10

(Rs.in lakhs)

Financial assets - other receivable	As at 31st March 2025	As at 31st March 2024
Unsecured		
Considered good	10.40	32.27
Considered doubtful	27.33	9.64
Less: Allowance for doubtful debts	(27.33)	(9.64)
	10.40	32.27



NAHAR RETAIL TRADING SERVICES LIMITED
Notes forming part of the Balance Sheet
Note 3.11

(Rs.in lakhs)

Current taxes assets (net)	As at 31st March 2025	As at 31st March 2024
Advance income taxes - net of provision	53.80	108.50
	53.80	108.50

Note 3.12

(Rs.in lakhs)

Other current assets	As at 31st March 2025	As at 31st March 2024
Prepaid expenses	13.79	17.83
Prepaid lease rentals	0.08	0.08
Other recoverable	41.07	4.89
Balance recoverable from government authorities	193.48	96.42
	248.42	119.22



NAHAR RETAIL TRADING SERVICES LIMITED
Notes forming part of the Balance Sheet

Note 3.13

	(Rs.in lakhs)	
Share capital	As at 31st March 2025	As at 31st March 2024
AUTHORISED :		
11,39,000 Equity Shares of Rs. 1000/- each	11,390.00	11,390.00
6,50,000 6% Cumulative Non Convertible Redeemable Preference shares of Rs. 1000/- each	6,500.00	6,500.00
	17,890.00	17,890.00
ISSUED, SUBSCRIBED AND PAID UP :		
3,342 Equity Shares of Rs. 1000/- each fully paid up	33.42	29.83
	33.42	29.83

(i) Details of shareholders/Promoter

Name of Shareholder/Promoter	As At 31st March 2025		As At 31st March 2024	
	No of shares	% holding in that class of shares	No of shares	% holding in that class of shares
Equity shares:				
Trent Limited	3342	100%	2983	100%

(ii) Details of shares held by Holding Company/Promoter

Name of Shareholder/Promoter	As At 31st March 2025		As At 31st March 2024	
	No of shares	% holding in that class of shares	No of shares	% holding in that class of shares
Equity shares:				
Trent Limited	3342	100%	2983	100%

Reconciliation of share capital

Particulars	As at 31st March 2025		As at 31st March 2024	
	Number	(Rs.in lakhs)	Number	(Rs.in lakhs)
I)Equity shares				
Shares outstanding at the beginning of the year	2,983	29.83	2,983	29.83
Add: Shares Issued during the year	359	3.59	-	-
Shares outstanding at the end of the year	3,342	33.42	2,983	29.83

Terms/rights attached to equity shares

The Company has equity shares having par value of Rs. 1000 per share. Each holder of Equity Shares is entitled to one vote per share. The shareholders have the right to receive interim dividends declared by the Board of Directors and final dividend proposed by the Board of Directors and approved by the shareholders. In the event of liquidation of the company, the holders of Equity shares will be entitled to receive any of the remaining assets of the company, after distribution of Preferential amounts. The distribution will be in proportion to the number of equity shares held by the shareholders. The equity shareholders have all other right as available to the equity shareholders as per the provisions of Companies Act 2013 read together with the Memorandum of Association and Articles of Association of the company as applicable.

Note 3.14

	(Rs.in lakhs)	
Particulars	As at 31st March 2025	As at 31st March 2024
OTHER EQUITY		
Other reserves		
General reserve	493.29	493.29
Capital Reserve	(5,427.73)	(5,427.73)
Capital redemption reserve	2,458.79	1.00
Securities Premium	13,893.70	10,899.64
	11,418.05	5,966.20
Retained earning	205.52	2,875.73
Remeasurement of defined benefit plan	(7.93)	(2.14)
Equity instruments through Other comprehensive income	893.34	908.23
	12,508.98	9,748.02



NAHAR RETAIL TRADING SERVICES LIMITED

Notes forming part of the Balance Sheet

Note 3.15

(Rs.in lakhs)

Long term borrowings	As at 31st March 2025	As at 31st March 2024
60,655, 6% Cumulative Non Convertible Redeemable Preference shares of Rs.1000 each - Series B (Refer Note below)	642.94	638.37
	642.94	638.37

Note :- On 17th May 2023, Company has issued 6% Cumulative Non Convertible Redeemable Preference shares (NCRPS) of Series B. These preference shares are redeemable after a period of 3 years from the date of allotment. Out of total 60,665 NCRPS of Series B, 31,544 shares are held by Trent Limited and balance 29,111 shares are held by Fiora Business Support Services Limited.

Note 3.16

(Rs.in lakhs)

Provisions	As at 31st March 2025	As at 31st March 2024
Provision for employee benefits (Refer note 8)	10.38	7.86
	10.38	7.86

Note 3.17

(Rs.in lakhs)

Short term borrowings	As at 31st March 2025	As at 31st March 2024
5,45,544, 6% Cumulative Non Convertible Redeemable Preference shares of Rs.1000 each - Series A (Refer Note below)	-	5,741.63
	-	5,741.63

Note :- On 17th May 2023, Company had issued 6% Cumulative Non Convertible Redeemable Preference shares (NCRPS) of Series A. These shares were redeemable after a period of 13 months from the date of allotment. Out of total 5,45,544 NCRPS of Series A, 2,83,716 shares were held by Trent Limited and balance 2,61,828 shares were held by Fiora Business Support Services Limited. During the year, these shares were redeemed on its due date.



NAHAR RETAIL TRADING SERVICES LIMITED
Notes forming part of the Balance Sheet

Note 3.18
Trade payables

(Rs.in lakhs)

Particulars	As at 31st March 2025	As at 31st March 2024
(i) Total outstanding dues of micro enterprises and small enterprises (Refer note 7(a) and 7 (c))	0.17	-
(ii) Total outstanding dues of creditors other than micro enterprises and small enterprises (Refer note 7(c))	108.14	139.71
	108.31	139.71

Note 3.19

(Rs.in lakhs)

Other financial liabilities	As at 31st March 2025	As at 31st March 2024
Security deposits received	0.53	5.53
	0.53	5.53

Note 3.20

(Rs.in lakhs)

Other current liabilities	As at 31st March 2025	As at 31st March 2024
Withholding tax and other statutory payments	52.69	10.32
	52.69	10.32

Note 3.21

(Rs.in lakhs)

Provisions	As at 31st March 2025	As at 31st March 2024
Provision for employee benefits (Refer note 8)	11.31	7.69
	11.31	7.69

Note 3.22

(Rs.in lakhs)

Current tax liabilities	As at 31st March 2025	As at 31st March 2024
Current tax liabilities (net)	90.69	90.69
	90.69	90.69



NAHAR RETAIL TRADING SERVICES LIMITED
Notes forming part of statement of Profit and Loss

Note 4.1

	(Rs.in lakhs)	
Revenue From Operations	For the Year ended 31st March 2025	For the Year ended 31st March 2024
Franchisee fees	1846.03	1467.38
Warehouse services Income	528.00	528.00
Other service fees	0.61	0.91
	2,374.64	1,996.29

Note 4.2

	(Rs.in lakhs)	
Other income	For the Year ended 31st March 2025	For the Year ended 31st March 2024
Interest Income		
- Interest on Deposits	2.22	1.82
- on income tax refund	6.61	1.02
- on Bank Deposits	-	19.75
- on Security deposit measured at amortised cost	8.70	7.68
Scrap Sale	-	32.20
Profit on sale of current investments(net)	56.52	11.24
Gain on sale of non current investments	-	128.63
Gain on sale of fixed assets	-	2.58
Provision for doubtful debts written back	-	8.79
Dividend Income	4.06	27.68
Change in the fair value of investment	187.65	411.00
	265.76	652.39

Note 4.3

	(Rs.in lakhs)	
Employee benefits expense	For the Year ended 31st March 2025	For the Year ended 31st March 2024
Payments to and provisions for employees		
(a) Salaries, wages, exgratia, etc.	367.91	353.16
(b) Contribution to provident and gratuity fund, ESIC, etc.	27.74	26.90
(c) Workmen and staff welfare expenses	25.31	21.39
	420.96	401.45

Note 4.4

	(Rs.in lakhs)	
Finance costs	For the Year ended 31st March 2025	For the Year ended 31st March 2024
	(Rupees Lakhs)	(Rupees Lakhs)
Interest Expenses:		
Interest on 6% Cumulative non convertible redeemable preference shares Series A	69.95	286.19
Interest on 6% Cumulative non convertible redeemable preference shares Series B	36.39	31.82
Interest on lease liabilities	28.68	230.25
Interest expense - Others	0.31	-
	135.33	548.26



NAHAR RETAIL TRADING SERVICES LIMITED
Notes forming part of statement of Profit and Loss
Note 4.5

Other expenses	(Rs.in lakhs)	
	For the Year ended 31st March 2025	For the Year ended 31st March 2024
Power and fuel	227.76	169.82
Rent	686.00	142.94
Repairs to building	139.25	129.57
Repairs others	5.61	4.35
Rates and taxes	33.96	540.88
Stamp duty paid	-	42.44
Insurance	1.00	1.54
Professional and legal charges	5.46	21.94
Stationery & printing	1.36	1.30
Postage, telegrams and telephones	0.41	0.39
Cleaning expenses	31.19	31.45
Security expenses	42.53	40.65
Stock loss	11.18	0.61
Provision for doubtful receivables	17.69	-
General expenses	29.79	41.03
Director fees	2.00	5.00
	1,235.19	1,173.91

Note 4.6

Exceptional items	(Rs.in lakhs)	
	For the Year ended 31st March 2025	For the Year ended 31st March 2024
Gain on reassessment of estimate on lease term	-	210.50
	-	210.50

During the previous year, the Company had reassessed the estimates of measurement and recognition of the right of use assets and corresponding lease liabilities. This had resulted in an exceptional gain for the year amounting to Rs. 210.50 Lakhs, tax impact thereon is Rs. 52.98 Lakhs. Further, right of use assets and lease liabilities had been reduced by Rs. 3288.41Laksh and Rs. 3498.91Lakh respectively.

Note 4.7

Other Comprehensive Income	(Rs.in lakhs)	
	For the Year ended 31st March 2025	For the Year ended 31st March 2024
Items that will not be reclassified to profit or loss		
Remeasurements of the net defined benefit Plans	(7.74)	2.65
Income tax on net defined employee benefit	1.95	(0.67)
Equity Instruments through Other Comprehensive Income	12.04	734.73
Income tax on Equity Instruments through Other Comprehensive Income	(26.93)	(63.92)
	(20.68)	672.79



Nahar Retail Trading Services Limited
Notes to the financial statements for the year ended 31st March 2025

Note 5. Commitments and contingencies

(a) Contingent liabilities

(i) Contingent Liability in respect of income tax matters is Rs. 26.47 Lakhs (As at 31.03.2024 Rs.56.79 Lakhs)

(ii) Contingent Liability in respect of Income-tax matters AY 1999-00 (Decided in favour of the company [erstwhile Trent Brands Limited] by the Hon'ble ITAT against which the tax authorities have preferred an appeal before Hon'ble High Court) is Rs.4,430.33 lakhs (As at 31.03.2024 Rs.4400.00 Lakhs). Contingent liabilities in respect of Goods and service tax ITC is Rs. 18.72 Lakhs (2023-2024 Nil)

Estimated amount of contracts remaining to be executed on capital account (tangible and intangible assets) and not provided for Rs. NIL Lakhs (As at 31.03.2024 Rs.70 Lakhs)

Note 6 General expenses include : (Rs.in lakhs)

Particulars	31st March 2025	31st March 2024
Auditors' remuneration		
Audit fees	12.00	7.90
Other services	6.00	5.00
Out of pocket expenses	0.52	0.57

Note 7(a). There are no Micro and Small Enterprises , to whom the Company owes dues, which are outstanding for more than 45 days as at 31st March 2025. This information as required to be disclosed under the Micro, Small and Medium Enterprise Development Act, 2006 has been determined to the extent such parties have been identified on the basis of information available with the Company

Particulars	2024-2025	2023-2024
(i) Principal amount remaining unpaid to MSME suppliers as on 31 st March 2025	0.17	*
(ii) Interest due on unpaid principal amount to MSME suppliers as on 31 st March 2025	*	*
(iii) The amount of interest paid along with amounts of payment made to the MSME suppliers beyond appointed date	*	*
(iv) The amount of interest due and payable for the year (without adding the interest under MSME Development Act)	*	*
(v) The amount of interest accrued and remaining unpaid as on 31 st March 2025	*	*
(vi) The amount of interest due and payable to be disallowed under Income Tax Act, 1961	*	*

Note 7(b). There are no amounts due and outstanding to be credited to Investor Education and Protection Fund as at 31st March 2025 Nil (As at 31st March, 2024 Nil)



Note 7(c). Trade Payables Ageing

As at 31st March 2025

(Rs.in lakhs)

Particulars	Outstanding for following periods from due date of payment				Total
	Less than 1 Years	1-2 Years	2-3 Years	More than 3 Years	
i) MSME	0.17	-	-	-	0.17
(ii) Others	105.76	2.24	-	0.14	108.14
iii) Disputed dues – MSME	-	-	-	-	-
(iv) Disputed dues - Others	-	-	-	-	-

As at 31st March 2024

(Rs.in lakhs)

Particulars	Outstanding for following periods from due date of payment				Total
	Less than 1 Years	1-2 Years	2-3 Years	More than 3 Years	
i) MSME	-	-	-	-	-
(ii) Others	136.32	3.37	0.02	-	139.71
iii) Disputed dues – MSME	-	-	-	-	-
(iv) Disputed dues - Others	-	-	-	-	-

Note 7(d). Trade Receivables

As at 31st March 2025

(Rs.in lakhs)

Particulars	Outstanding for following periods from due date of payment					Total
	Less than 6 Months	6 Months - 1 Year	1-2 Years	2-3 Years	More than 3 Years	
(i) Undisputed Trade receivables – considered good	201.07	-	-	-	-	201.07
(ii) Undisputed Trade Receivables – which have significant increase in credit risk	-	-	-	-	-	-
(iii) Undisputed Trade Receivables – credit impaired	-	-	-	-	-	-
(iv) Disputed Trade Receivables–considered good	-	-	-	-	-	-
(v) Disputed Trade Receivables – which have significant increase in credit risk	-	-	-	-	-	-
(vi) Disputed Trade Receivables – credit impaired	-	-	-	-	-	-

As at 31st March 2024

(Rs.in lakhs)

Particulars	Outstanding for following periods from due date of payment					Total
	Less than 6 Months	6 Months - 1 Year	1-2 Years	2-3 Years	More than 3 Years	
(i) Undisputed Trade receivables – considered good	54.38	-	-	-	-	54.38
(ii) Undisputed Trade Receivables – which have significant increase in credit risk	-	-	-	-	-	-
(iii) Undisputed Trade Receivables – credit impaired	-	-	-	-	-	-
(iv) Disputed Trade Receivables–considered good	-	-	-	-	-	-
(v) Disputed Trade Receivables – which have significant increase in credit risk	-	-	-	-	-	-
(vi) Disputed Trade Receivables – credit impaired	-	-	-	-	-	-



Note 7 (e) Relationship with Struck Off Companies :-

There are no transactions which have been entered with Struck off companies and corresponding balances remaining outstanding as on 31st March 2025.

Note 7 (f)

Detail of immovable properties where title deed is not held in the name of the Company is as follows:

Relevant line item in Balance sheet	Description of item of property	Gross carrying value(Rs.in lakhs)	Title deed in the name of	Whether title deed holder is promoter /director or relative of promoter /director/employee of promoter/director	Property held since which date	Reason for not being held in the name of the Company
Property ,Plant and Equipment	Building Address: Cinema Mall Building bearing no. A-15,Firo Gandhi Road Lajpat Nagar III,110024	1124.05	Nahar Theatres Private Limited	No	14 th September 2005	Title deed of the property is in the name of Nahar Theatres Private Limited which has changed its name to Nahar Retail Trading services Ltd.
Property ,Plant and Equipment	Units G-47 F-52C F-52A F-107A F-180 F-180A in Spencer Plaza,769, Anna Salai, Chennai Tamil Nadu-600002	4262.04	Trent Brands Limited	No	1st April 2022 being the Appointed date of merger	The title deeds are in the name of Trent Brands Limited erstwhile Company that was merged with the Company under the Companies Act in terms of the approval of the National Company Law Tribunal
Capital Work in Progress	Land admeasuring 1.89 acres with under-construction building located in Bibvewadi, Pune	5880.00	Common Wealth Developers Limited	No	1st April 2022 being the Appointed date of merger	The title deeds are in the name of Common Wealth Developers Limited erstwhile Company that was merged with the Company under the Companies Act in terms of the approval of the National Company Law Tribunal.

Note 7 (g) The Company has not received any funds from any persons or entities, with the understanding that the Company shall: (a) directly or indirectly lend or invest in other persons or entities identified in any manner whatsoever or (b) provide any guarantee, security.

Further no funds have been advanced or loaned or invested by the Company to or in any other persons or entities, that the Company as an Intermediary has, directly or indirectly lent or invested in other persons or entities identified in any manner whatsoever by or on behalf of the Company or provided any guarantee or security.

Note 7 (h) . SEGMENT REPORTING

The company's board/board committee considers retailing operations as the main business of the entity and all other activities are incidental to the main business. Accordingly, there are no other separate reportable segments in terms of IND AS 108 on "Operating Segments" and thus no further disclosures are made.



Note 7(i). RELATED PARTY TRANSACTIONS:

Related parties are -

Parties where control exists

Holding Company: Trent Limited
[100% of the Share Capital is held by Trent Limited]

Directors of the Company
Ms. Sandhya S. Kudtarkar
Mr. P.Venkatesalu
Mr. Sudhir W. Kamat (Ceased to be a Director w.e.f. 22nd March 2024 consequent to his retirement)
Mr. Rajnikant A. Shah (Ceased to be a Director w.e.f. 1st September 2023 consequent to his retirement)
Mr. Neera] Basur
Mr. Manish Kumar (Director) w.e.f. 6th March 2025

Other Related parties with whom transactions have taken place during the year:

Fellow Subsidiary -
Flora Business Support Services Limited
Post employment benefit plan - Nahar Retail Trading Services Ltd. Employees' Group Gratuity Assurance Scheme.
Other Related party-Tata AIA Life Insurance Ltd
Other Related Party-Tata Investment Corporation Limited
Other Related party-Tata Sons Private Limited
Other Related party-Flora Online Limited

	2024-25	2023-24
	(Rs.in lakhs)	(Rs.in lakhs)
Directors sitting fees		
Ms. Sandhya Shailesh Kudtarkar	2.00	2.00
Mr. Sudhir W. Kamat		2.00
Mr. Rajnikant A. Shah		1.00
Conversion of Equity share to Pref shares on account of Merger		
6% Series A Cum Red NCRPS - Trent Limited		2,837.16
6% Series B Cum Red NCRPS - Trent Limited		315.44
6% Series A Cum Red NCRPS - Flora Business Support Services Limited		2,618.28
6% Series B Cum Red NCRPS - Flora Business Support Services Limited		291.11
Redemption 6% Series A Cum Red NCRPS :- Paid		
Trent Limited	2,837.16	-
Flora Business Support Services Limited	2,618.28	-
Dividend received from:		
Other Related Party-Tata Investment Corporation Limited	4.06	7.84
Flora Business Support Services Limited	-	19.84
Dividend Paid on equity share -		
Holding Company - Trent Limited	367.62	22.37
Dividend Paid on 6% Series A Cum Red NCRPS		
Trent Limited	185.21	-
Flora Business Support Services Limited	170.92	-
Dividend Paid on 6% Series B Cum Red NCRPS		
Trent Limited	16.55	-
Flora Business Support Services Limited	15.27	-
Sale of services to Trent Limited		
Franchisee fees	1,846.03	1,467.38
Warehouse services Income	528.00	528.00
Other Expenses paid to		
Trent Limited	11.18	0.61
Outsourcing fees paid to		
Flora Business Support Services Limited	0.48	0.86
Purchases of Fixed Assets		
Trent Limited	985.16	8.69
Reimbursement of expenses		
Trent Limited	23.03	57.16
Trent Hypermarket Private Limited	-	0.03
Right issue of Equity shares		
Holding Company - Trent Limited	2,997.65	-



Redemption of Preference Share Capital		
Fellow Subsidiary - Flora Business Support Services Limited	-	173.45
Other Group Company		
Tata AIA Life Insurance Ltd - Other Group Company		
Insurance Premium Paid	0.08	3.62
Tata Sons Private Limited		
Tata Brand Equity	0.10	-
Outstanding loan payable as at end of the year to		
Fellow Subsidiary - Flora Business Support Services Limited	-	-
Outstanding other balance receivable as at end of the year to		
Deposit receivable - Holding company Trent Limited	500.00	500.00
Holding Company - Trent Limited	201.08	54.37

Pursuant to the merger of Trent Brands Limited and Common Wealth Developers Limited with the company related party transactions have been aggregated accordingly

Terms and conditions of transactions with related parties

Terms and conditions of transactions with related parties : The loan, commission and services from related parties are made on terms equivalent to those that prevail in arm's length transactions. Outstanding balances on account of loans and other payables at the year end are unsecured and interest free (except in case of loans which is interest bearing) and settlement occurs in cash. There have been no guarantees provided or received for any related party receivables or payables.



Nahar Retail Trading Services Limited
Notes to the financial statements for the year ended 31st March 2025

Note 8. Employee Benefit Plans

(i) Defined Benefit Plan

(a) Gratuity benefit (As per Actuarial valuation as on 31st March 2025)

(Rs. in lakhs)

	31st March 2025	31st March 2024
	Gratuity (Fully funded)	Gratuity (Fully funded)
	LIC Administered Trust	LIC Administered Trust
Defined benefit obligation as at 1st April 2024	18.04	14.51
Service cost	4.18	3.39
Interest on defined benefit obligation	1.12	0.91
Benefits paid	(1.59)	-
Actuarial changes arising from changes in demographic assumptions	-	-
Actuarial changes arising from changes in financial assumptions	0.43	0.63
Actuarial loss / (gain) arising on account of experience changes	5.58	(2.51)
Liabilities assumed / (settled)	(5.17)	1.11
Defined benefit obligation as at 31st March 2025	22.59	18.04
Fair value of plan assets as at 1st April 2024	16.33	9.03
Interest on plan assets	1.07	0.58
Benefits paid	(1.59)	-
Actual return	(1.74)	0.77
Liabilities assumed / (settled)	(5.16)	1.10
Contributions by employer	5.56	4.85
Fair value of plan assets as at 31st March 2024	14.47	16.33
Net Assets and Liabilities recognised in Balance sheet		
Present value of funded defined benefit obligation	22.59	18.04
Fair value of Plan assets	14.47	16.33
Fund Status (Surplus / Deficit)		
Net defined Assets and (Liabilities) recognised in Balance sheet	(8.12)	(1.71)
Expenses recognised in Statement of Profit and Loss		
Service cost	4.18	3.39
Interest on net defined benefit liability / (asset)	0.05	0.33
Expected return on plan assets	-	-
Net Actuarial (Gains)/Losses (Net of Opening Actuarial Gain/(Loss) adjustment)	-	-
Amount not recognised due to asset limit	-	-
Expenses recognised in Statement of Profit and Loss	4.23	3.72
Expenses recognised in Other comprehensive income		
Actual return on plan assets less interest on plan assets	1.74	(0.77)
Impact of liability assumed or settled	-	-
Change in demographic assumptions	-	-
Change in financial assumptions	0.43	0.63
Experience adjustments	5.58	(2.51)
Expenses recognised in Other comprehensive income	7.74	(2.65)
The major categories of plan assets as a percentage of total plan		
Government of India Securities	N.A.	N.A.
Corporate Bonds	N.A.	N.A.
Special Deposit Scheme	N.A.	N.A.
Equity Shares of Listed Companies	N.A.	N.A.
Property	N.A.	N.A.
Insurer Managed Funds	100.00%	100.00%
Others	N.A.	N.A.
Total	100.00%	100.00%
Expected Employers Contribution- Next Year	6.00	2.00
Method of valuation	Projected Unit Credit Method	Projected Unit Credit Method
Actuarial Assumptions		
Discount Rate	6.65%	7.20%
Expected rate of return on plan assets	6.65%	7.20%
Future salary increase	8.00%	8.00%
Mortality Table	Indian Assured Lives Mortality (2012-14) Ult Table	Indian Assured Lives Mortality (2012-14) Ult Table
Retirement Age	58 Years	58 Years

The estimates of future salary increases, considered in actuarial valuation, take account of inflation, seniority, promotion and other relevant factors, such as supply and demand in the employment market.

Towards Gratuity, during the previous year, the discount rate has decrease from 7.20% to 6.65% in LIC administered Trust.



Leaving service:

Rates of leaving service is 30%. Leaving service due to disability is included in the provision made for all causes of leaving service.

Nature of benefits:

The gratuity benefits payable to the employees are based on the employee's service and last drawn salary at the time of leaving. The employees do not contribute towards this plan and the full cost of providing these benefits are met by the Company.

Governance of the plan:

The Company has setup an income tax approved irrevocable trust fund to finance the plan liability. The trustees of the trust fund are responsible for the overall governance of the plan.

Inherent risks:

The plan is of a final salary defined benefit in nature which is sponsored by the Company and hence it underwrites all the risks pertaining to the plan. In particular, there is a risk for the Company that any adverse salary growth or demographic experience or inadequate returns on underlying plan assets can result in an increase in cost of providing these benefits to employees in future. Since the benefits are lump sum in nature the plan is not subject to any longevity risks.

Funding arrangements and policy:

The trustees of the plan have outsourced the investment management of the fund to an insurance company. The insurance company in turn manages these funds as per the mandate provided to them by the trustees and the asset allocation which is within the permissible limits prescribed in the insurance regulations. Due to the restrictions in the type of investments that can be held by the fund, it is not possible to explicitly follow an asset-liability matching strategy to manage risk actively.

There is no compulsion on the part of the Company to fully pre fund the liability of the Plan. The Company's philosophy is to fund the benefits based on its own liquidity and tax position as well as level of under funding of the plan.

Maturity profile of defined benefit obligation		Rs. in Lakhs	
	As at 31st March 2025	As at 31st March 2024	
Within 1 year	5.30	4.92	
1-2 year	5.15	3.72	
2-3 year	4.62	3.46	
3-4 year	3.51	2.88	
4-5 year	2.65	2.19	
5-9 year	5.51	4.55	
10 and above 10 year	2.65	2.19	

The weighted average duration to the payment of these cash flows is 3.53years.

Sensitivity Analysis

Sensitivity for significant actuarial assumptions is computed by varying one actuarial assumption used for the valuation of the defined benefit obligation by one percentage, keeping all other actuarial assumptions constant. The following table summarizes the impact in percentage terms on the reported defined benefit obligation at the end of the reporting period arising on account of an increase or decrease in the reported assumption by 50 basis points.

	Period ended 31st March 2025		Period ended 31st March 2024	
	Discount			
Impact of increase in 50bps on DBO	-1.74%	(39,246)	-1.70%	(30,633)
Impact of decrease in 50bps on DBO	1.80%	40,570	1.76%	31,657

	Period ended 31st March 2025		Period ended 31st March 2024	
	Salary Escalation			
Impact of increase in 50bps on DBO	1.76%	39,867	1.73%	31,272
Impact of decrease in 50bps on DBO	-1.72%	(38,941)	-1.69%	(30,549)

These sensitivities have been calculated to show the movement in defined benefit obligation in isolation and assuming there are no other changes in market conditions at the accounting date.

(b) Compensated Absence Liability recognised as expense for the year is Rs. (0.27) Lakhs (2023-24 Rs.3.08 Lakhs)

Method of valuation and actuarial assumptions:

The Defined Benefit Obligation is calculated taking into account pattern of availment of leave whilst in service and qualifying salary on the date of availment of leave. In respect of encashment of leave, the Defined Benefit Obligation is calculated taking into account all types of decrement and qualifying salary projected up to the assumed date of encashment.

The above disclosure is based on actuarial valuation report. The report considers assumption with respect to discount rate, salary escalation, retirement age, mortality, rates of leaving service, leave availment pattern and disability as mentioned above for gratuity benefit plan.

(II) Defined Contribution plans

Company's Contributions to Defined Contribution Plans as expense for the year is as under :

	2024-25	2023-24
	(Rs Lakhs)	(Rs Lakhs)
Government administered Provident Fund / Family Pension Fund	20.59	20.16
Employees State Insurance Fund / Labour Welfare Fund	2.06	2.18



Nahar Retail Trading Services Limited
Notes to the financial statements for the year ended 31st March 2025

Note 9. Income taxes

The major components of income tax expense for the years ended 31st March 2025 are:

	31st March 2025	31st March 2024
	Rs. in Lakhs	Rs. in Lakhs
Current income tax charge	116.82	57.76
Deferred tax relating to origination and reversal of temporary differences	(48.49)	124.44
(Excess)/short provision for tax	(57.76)	9.18
Income tax expense reported in the statement of profit or loss	10.57	191.38

Income tax relating to other comprehensive income

	31st March 2025	31st March 2024
	Rs. in Lakhs	Rs. in Lakhs
Net loss/(gain) on remeasurements of defined benefit plans	(1.95)	0.67
Items that will not be reclassified to profit or loss	26.93	63.92
Income tax expense charged to OCI	24.98	64.59

Reconciliation of tax expense and the accounting profit multiplied by India's domestic tax rate for 31st March 2025

	31st March 2025	31st March 2024
	Rs. in Lakhs	Rs. in Lakhs
Accounting profit before income tax	165.77	(173.90)
India's statutory income tax rate	25.17%	25.17%
Computed tax Expenses	41.72	(43.77)
Other adjustment as per applicable tax provisions	26.61	225.97
(Excess)/short provision for tax	(57.76)	9.18
Income tax expense reported in the statement of profit and loss	10.57	191.38

Deferred tax:

Deferred tax relates to the following:

	Profit & Loss	Balance Sheet	Profit & Loss	Balance Sheet
	31st March 2025	31st March 2025	31st March 2024	31st March 2024
	Rs. in Lakhs	Rs. in Lakhs	Rs. in Lakhs	Rs. in Lakhs
Deferred tax liabilities				
Depreciation	27.43	120.16	(12.88)	147.59
Right of use an assets	(20.53)	88.01	994.72	67.48
Fair value of Investment	90.90	160.02	(64.27)	223.99
Deferred tax assets				
Retirement Benefits	1.91	3.61	(1.16)	3.57
Lease Liabilities	(11.48)	84.33	1,011.90	72.84
Other Provisions	(2.07)	30.92	(4.70)	28.85
Carried forward of losses and unabsorbed depreciation	60.95	*	35.97	60.95
MAT credit entitlement		*		*
Deferred tax expense/(income)	(48.49)		124.44	
Net deferred tax assets/(liabilities)		(249.33)		(272.85)

Reflected in the balance sheet as follows:

	31st March 2025	31st March 2024
	Rs. in Lakhs	Rs. in Lakhs
Deferred tax assets	118.86	166.21
Deferred tax liabilities	(368.19)	(439.06)
Deferred tax assets, net	(249.33)	(272.85)

Note 10. Earnings per share (EPS)

Basic EPS amounts are calculated by dividing the profit for the year attributable to equity holders of the Company by the weighted average number of Equity shares outstanding during the year.

Diluted EPS amounts are calculated by dividing the profit attributable to equity holders of the Company (after adjusting for interest on the convertible preference shares) by the weighted average number of Equity shares outstanding during the year plus the weighted average number of Equity shares that would be issued on conversion of all the dilutive potential Equity shares into Equity shares.

	31st March 2025	31st March 2024
	Rs. in Lakhs	Rs. in Lakhs
Profit attributable to Equity Shareholders (Rs. in Lakhs)	155.20	(365.28)
Weighted average number of Equity shares		
(i) For Basic Earning per share	3,265	2,983
(ii) For diluted Earning per share (after adjustments for all dilutive potential equity shares)	3,265	2,983
Earnings per share		
- Basic (In Rs)	4,753.02	(12,245.29)
- Diluted (In Rs)	4,753.02	(12,245.29)



Nahar Retail Trading Services Limited

Notes to the financial statements for the year ended 31st March 2025

Note 11.

Disclosure of financial ratios

Sr. No	Particulars	Numerator	Denominator	For the Year ended on		For the Year ended on		% Variance	Reasons for variance of more than 25%
				31.03.2025 (Rs.in lakhs)	31.03.2024 (Rs.in lakhs)	31.03.2025 Ratio	31.03.2024 Ratio		
(a)	Current Ratio (in time)	Current Assets	Current Liabilities	2,917.62	6,718.85	11.07	1.12	887.95%	The Increase in ratio is mainly due to redemption of Preference shares of A services
				263.53	5,995.57				
(b)	Debt-Equity Ratio (in time)	Total Debt	Shareholder's Equity	978.01	6,669.43	0.08	0.68	-88.57%	Debt to Equity ratio has improved mainly on account of redemption of Preference share services A and decrease in lease liabilities
				12,542.40	9,777.85				
(c)	Debt Service Coverage Ratio (in time)	PAT + Depr. + Annual Interest on Loans & Liabilities/Annual interest on Loans & Liabilities + Repayment of Liabilities	Debt Service	973.68	1,092.44	0.16	1.19	-86.34%	The decrease increase in ratio is due to redemption of Preference Shares and Repayment of lease liabilities
				5,986.11	917.59				
(d)	Return on Equity Ratio (%)	Net Profit after taxes	Equity	155.20	(365.28)	1.24%	-3.74%	-133.12%	Due to Improvement in Profitability.
				12,542.40	9,777.85				
(e)	Inventory Turnover Ratio (in time)	Cost of Goods Sold	Average Inventory			Not applicable	Not applicable	Not applicable	Not Applicable
(f)	Trade Receivables Turnover Ratio (in time)	Revenue from operation	Average Trade receivable	2,374.64	1,996.29	18.59	28.63	-35.06%	Decrease in ratio due to increase in Trade receivable.
				127.72	69.73				
(g)	Trade Payables Turnover Ratio (in time)	Purchases	Average Trade payables	1,656.15	1,575.36	13.35	4.73	182.56%	Ratio has increased due to increase in purchase of services and decrease in Trade payable.
				124.01	333.31				
(h)	Net Capital Turnover Ratio (in time)	Revenue from operation	Working Capital	2,374.64	1,996.29	0.89	2.76	-67.58%	Decrease in ratio is due to increase in working capital for Financial year ended on March 2025.
				2,654.09	723.28				
(i)	Net Profit Ratio (%)	Net Profit after taxes	Revenue from operation	155.20	(365.28)	6.54%	-18.30%	-135.72%	Due to Improvement in Profitability.
				2,374.64	1,996.29				
(j)	Return on Capital employed (%)	Earnings before Interest and Tax	Average capital employed	301.10	374.36	2.01%	2.06%	-2.54%	No material change
				14,983.85	18,156.00				
(k)	Return on Investment (%)	Net Profit after taxes	Share holder equity	155.20	(365.28)	1.24%	-3.74%	-133.12%	Due to Improvement in Profitability.
				12,542.40	9,777.85				



Nahar Retail Trading Services Limited
Notes to the financial statements for the year ended 31st March 2025

Note 12. Carrying amount for financials assets and liabilities at fair value or amortised cost as at 31st March 2025:

Date of valuation	31st March 2025	31st March 2024
	Rs. in Lakhs	Rs. in Lakhs
Financial Assets at fair value:		
Financial Assets		
Non current Investment	1,031.68	1,019.63
Other non current financial assets	204.49	152.81
Current Investments	1,848.89	5,657.60
Financial assets measured at amortised cost:		
Current:		
Cash and cash equivalents	47.74	225.17
Trade receivables	201.07	54.38
Other receivables	10.40	32.27
Financial liabilities at amortised cost:		
Non current:		
Other non current financial liabilities	642.94	638.37
Lease Liabilities	241.06	-
Current:		
Other current financial liabilities	0.53	5,747.16
Lease Liabilities	94.01	289.43
Trade Payables	108.31	139.71

Note 13
Financial risk management objectives and policies

The company's financial risk management is an integral part of how to plan and execute its business strategies. The company's risk management policy is approved by the board.

The Company's principal financial liabilities, comprise loans and borrowings, trade and other payables. The main purpose of these financial liabilities is to finance the Company's operations and to provide guarantees to support its operations in select instances. The Company's principal financial assets include loans, trade and other receivables, and cash and cash equivalents that derive directly from its operations and investment.

The Company is exposed to market risk, credit risk, liquidity risk etc. The Company's senior management oversees the management of these risks. The Company's senior management is overseen by the board with respect to risks and facilitates appropriate financial risk governance framework for the Company. Financial risks are identified, measured and managed in accordance with the company's policies and risk objectives. The Board of Directors reviews and agrees policies for managing key risks, which are summarised below.

Market risk

Market risk is the risk that the fair value of future cash flows of a financial instrument will fluctuate because of changes in market prices. Market risk comprises three types of risk: interest rate risk, currency risk and other price risk, such as equity price risk and commodity risk. Financial instruments affected by market risk include loans and borrowings, deposits, etc.

The senior management manages market risk which evaluates and exercises control over the entire process of market risk management. The senior management recommends risk management objectives and policies, which are approved by the Board. The activities include management of cash resources, borrowing strategies, etc.

The sensitivity analyses in the following sections relate to the position as at 31st March 2025

Interest rate risk

Interest rate risk is the risk that the fair value or future cash flows of a financial instrument will fluctuate because of changes in market interest rates. Interest rate change does not affect significantly short term borrowings therefore the Company's exposure to the risk of changes in market interest rates relates primarily to the Company's long-term debt.

Since the long term debt of the Company carries a fixed rate of interest, the Company's exposure to risk of changes in market interest rates is nil.

Credit risk

Credit risk is the risk that counterparty will not meet its obligations under a financial instrument or customer contract, leading to a financial loss. The company is exposed to credit risk from its operating activities, including deposits with banks, financial institutions and other parties and other financial instruments.

The company is not exposed to significant credit risk from its operations as the major source of income is from the holding company. In relation to credit risk arising from commercial transactions, impairment losses are recognized for trade receivables when objective evidence exists that the Company will be unable to recover all the outstanding amounts in accordance with the original contractual conditions of the receivables.



Liquidity risk

The Company's senior management is responsible for liquidity, funding as well settlement management. In addition, the related policies and processes are approved by the Board.

The table below summarises the maturity profile of the Company's financial liabilities based on contractual undiscounted payments.

	(Rs.in lakhs)			
	< 1 year	1 to 5 years	> 5 years	Total
Year ended 31st March 2025				
Non current:				
Other non current financial liabilities	-	642.94	-	642.94
Lease Liabilities	-	241.06	-	241.06
Current:				
Lease Liabilities	94.01	-	-	94.01
Trade and other payables	105.93	2.38	-	108.31
Other financial liabilities	-	-	0.53	0.53
Year ended 31st March 2024				
Non current:				
Other non current financial liabilities	-	638.37	-	638.37
Lease Liabilities	-	-	-	-
Current:				
Lease Liabilities	289.43	-	-	289.43
Trade and other payables	136.32	3.37	0.02	139.71
Other financial liabilities	5,746.63	-	0.53	5,747.16

The table below summarises the maturity profile of the Company's financial assets based on contractual undiscounted payments.

	(Rs.in lakhs)			
	< 1 year	1 to 5 years	> 5 years	Total
Year ended 31st March 2025				
Non current:				
Investments	-	-	1,031.68	1,031.68
Other financial assets	-	-	204.49	204.49
Current:				
Investments	1,848.89	-	-	1,848.89
Trade receivables	201.07	-	-	201.07
Cash and cash equivalents	47.74	-	-	47.74
Other financial assets	507.30	-	-	507.30
Other receivables	8.82	1.58	-	10.40
Year ended 31st March 2024				
Non current:				
Investments	-	-	1,019.63	1,019.63
Other financial assets	-	-	152.81	152.81
Current:				
Investments	5,657.60	-	-	5,657.60
Trade receivables	54.38	-	-	54.38
Cash and cash equivalents	225.17	-	-	225.17
Other financial assets	521.71	-	-	521.71
Other receivables	18.63	13.64	-	32.27

Excessive risk concentration

Concentrations arise when a number of counterparties are engaged in similar business activities, or activities in the same geographical region, or have economic features that would cause their ability to meet contractual obligations to be similarly affected by changes in economic, political or other conditions. Concentrations indicate the relative sensitivity of the Company's performance to developments affecting a particular industry or given set of counter parties.

In order to avoid excessive concentrations of risk, the company's policies and procedures include specific guidelines to mitigate these risks.

Capital management

For the purpose of the Company's capital management, capital includes issued equity capital and all other equity reserves attributable to the equity holders of the company. The primary objectives of the Company's capital management is to maximize the shareholder value while providing stable capital structure that facilitate considered risk taking and pursuit of business growth.

The Company manages its capital structure and makes adjustments in light of changes in economic conditions and business opportunities. To maintain or adjust the capital structure, the Company may adjust the dividend payment to shareholders, raise/ pay down debt or issue new shares.

	(Rs.in lakhs)	
Particular	31st March 2025	31st March 2024
Borrowing	978.01	6,669.43
Total equity	12,542.40	9,777.85
Debt equity ratio	8%	68%



Nahar Retail Trading Services Limited
Notes to the financial statements for the year ended 31st March 2025

Note 14

Code on Social Security, 2020 :

The Code on Social Security, 2020 ('Code') relating to employee benefits during employment and post-employment benefits received Presidential assent in September 2020. The Code has been published in the Gazette of India. However, the date on which the Code will come into effect has not been notified. The Company will assess the Impact of the Code when it comes into effect and will record any related impact after the Code becomes effective.

For and on behalf of the Board of Directors

P. Venkatesalu
(DIN : 02190892)
Director

Neeraj Basur
(DIN : 00402617)
Director
Place: Mumbai
Date: 23rd April 2025

