

Trent Limited

Shareholding Pattern under Regulation 31 of SEBI (Listing Obligations and Disclosure Requirements) Regulations, 2015

1.	Name of Listed Entity: Trent Limited
2.	Scrip Code/Name of Scrip/Class of Security: 500251
3.	Share Holding Pattern Filed under: Reg. 31(1)(a)/Reg. 31(1)(b)/Reg.31(1)(c)
	a. If under 31(1)(b) then indicate the report for Quarter ending
	b. If under 31(1)(c) then indicate date of allotment/extinguishment
4.	Declaration: The Listed entity is required to submit the following declaration to the extent of submission of information:-

	Particulars	Yes*	No*
1	Whether the Listed Entity has issued any partly paid up shares?		No*
2	Whether the Listed Entity has issued any Convertible Securities or Warrants?		No
3	Whether the Listed Entity has any shares against which depository receipts are issued?		No
4	Whether the Listed Entity has any shares in locked-in?		No
5	Whether any shares held by promoters are pledge or otherwise encumbered?	Yes	
6	Whether company has equity shares with differential voting rights?		No
7	Whether the listed entity has any significant beneficial owner?		No
			No**


* If the Listed Entity selects the option 'No' for the questions above, the columns for the partly paid up shares, Outstanding Convertible Securities/Warrants, depository receipts, locked-in shares, No of shares pledged or otherwise encumbered by promoters, as applicable, shall not be displayed at the time of dissemination on the Stock Exchange website. Also wherever there is 'No' declared by Listed Entity in above table the values will be considered as 'Zero' by default on submission of the format of holding of specified securities.

**Tata Sons Private Limited being the Core Investment Company as an investment vehicle is exempted from the Companies (Significant Beneficial Owners) Rules 2018, as amended, on the investment made by Tata Sons Private Limited.

GENERATED ON :03/07/2021

NSDL : 30/06/2021

CDSL :30/06/2021




Trent Limited

Table I - Summary Statement holding of specified securities

Category	Category of shareholder	Nos. of shareholders	No. of fully paid up equity shares held	No. of Partly paid-up equity shares held	No. of shares underlying Depository Receipts	Total nos. shares held	Shareholding as a % of total no. of shares (calculated as per SCRR, 1957)	Number of Voting Rights held in each class of securities				No. of Shares Underlying Outstanding convertible securities (Including Warrants)	Shareholding, as a % assuming full conversion of convertible securities (as a percentage of diluted share capital)	Number of Locked in shares		Number of Shares pledged or otherwise encumbered		Number of equity shares held in dematerialised form
								No of Voting Rights			Total as a % of (A+B+C)			No. (a)	As a % of total Shares held(b)	No. (a)	As a % of total Shares held(b)	
								Class eg: X	Class eg: y	Total								
(I)	(II)	(III)	(IV)	(V)	(VI)	(VII) =	(VIII) As a % of	(IX)			(X)	(XI)= (VII)+(X)	(XII)		(XIII)		(XIV)	
(A)	Promoter & Promoter Group	4	131550881	0	0	131550881	37.0058	131550881	0	131550881	37.0058	0	37.0058	23170731	17.6135	0	0	131550881
(B)	Public	88524	223936580	0	0	223936580	62.9942	223936580	0	223936580	62.9942	0	62.9942	0	0	NA	NA	220478266
(C)	Non Promoter - Non Public															NA	NA	
(C1)	Shares Underlying DRs	0	0	0	0	0	0	0	0	0	0	0	0	0	0	NA	NA	0
(C2)	Shares Held By Employee Trust	0	0	0	0	0	0	0	0	0	0	0	0	0	0	NA	NA	0
	Total	88528	355487461	0	0	355487461	100	355487461	0	355487461	100	0	100	23170731	6.518	0	0	352029147

GENERATED ON :03/07/2021 NSDL : 30/06/2021 COSL



M



Trent Limited

Table II - Statement showing shareholding pattern of the Promoter and Promoter Group

	Category & Name of the shareholders	PAN	Nos. of shareholders	No. of fully paid up equity shares held	Partly paid-up equity shares held	No. of shares underlying Depository Receipts	Total nos. shares held	Shareholding % calculated as per SCRR, 1957 As a % of (A+B+C)	Number of Voting Rights held in each class of securities			No. of Shares Underlying Outstanding convertible securities (including Warrants)	Shareholding, as a % assuming full conversion of convertible securities (as a percentage of diluted share capital)	Number of Locked in shares		Number of Shares pledged or otherwise encumbered		Number of equity shares held in dematerialised form	Shareholders type	
									No of Voting Rights		Total as a % of (A+B+C)			No. (a)	As a % of total Shares held(b)	No. (a)	As a % of total Shares held(b)			
									Class eg: X	Class eg: y										Total
(I)	(II)	(III)	(IV)	(V)	(VI)	(VII) =	(VIII) As a	(IX)			(X)	(XI) = (VII)+(X)	(XII)	(XIII)		(XIV)				
1	Indian																			
(a)	Individuals / Hindu Undivided Family		0	0	0	0	0	0	0	0	0	0	0	0	0	0	0	0	0	0
(b)	Central Government / State Government(s)		0	0	0	0	0	0	0	0	0	0	0	0	0	0	0	0	0	0
(c)	Financial Institutions / Banks		0	0	0	0	0	0	0	0	0	0	0	0	0	0	0	0	0	0
(d)	Any Other (Specify)		4	131550881	0	0	131550881	37.0058	131550881	0	131550881	37.0058	0	37.0058	23170731	17.6135	0	0	131550881	PROMOTER
	Bodies Corporate		4	131550881	0	0	131550881	37.0058	131550881	0	131550881	37.0058	0	37.0058	23170731	17.6135	0	0	131550881	PROMOTER
1	Tata Sons Private Limited	AAACT4060A	1	115340341	0	0	115340341	32.4457	115340341	0	115340341	32.4457	0	32.4457	23170731	20.089	0	0	115340341	PROMOTER GROUP
2	Tata Investment Corporation Limited	AAAC74120F	1	15207540	0	0	15207540	4.2779	15207540	0	15207540	4.2779	0	4.2779	0	0	0	0	15207540	PROMOTER GROUP
3	Ewart Investments Limited	AAACE2546C	1	1000000	0	0	1000000	0.2813	1000000	0	1000000	0.2813	0	0.2813	0	0	0	0	1000000	PROMOTER GROUP
4	Titan Company Limited	AAACT5131A	1	3000	0	0	3000	0.0008	3000	0	3000	0.0008	0	0.0008	0	0	0	0	3000	PROMOTER GROUP
5	AF-TAAB INVESTMENT COMPANY LIMITED	AAACA4800H	0	0	0	0	0	0.00	0	0	0	0.00	0	0.00	0	0.00	0	0.00	0	PROMOTER GROUP
6	PANATONE FINVEST LIMITED	AAACP9523G	0	0	0	0	0	0.00	0	0	0	0.00	0	0.00	0	0.00	0	0.00	0	PROMOTER GROUP
	Sub Total (A)(1)		4	131550881	0	0	131550881	37.0058	131550881	0	131550881	37.0058	0	37.0058	23170731	17.6135	0	0	131550881	
2	Foreign																			
(a)	Individuals (Non-Resident Individuals / Foreign Individuals)		0	0	0	0	0	0	0	0	0	0	0	0	0	0	0	0	0	0
(b)	Government		0	0	0	0	0	0	0	0	0	0	0	0	0	0	0	0	0	0
(c)	Institutions		0	0	0	0	0	0	0	0	0	0	0	0	0	0	0	0	0	0
(d)	Foreign Portfolio Investor		0	0	0	0	0	0	0	0	0	0	0	0	0	0	0	0	0	0
(e)	Any Other (Specify)		0	0	0	0	0	0	0	0	0	0	0	0	0	0	0	0	0	0
	Sub Total (A)(2)		0	0	0	0	0	0	0	0	0	0	0	0	0	0	0	0	0	0
	Total Shareholding Of Promoter And Promoter Group (A) = (A)(1)+(A)(2)		4	131550881	0	0	131550881	37.0058	131550881	0	131550881	37.0058	0	37.0058	23170731	17.6135	0	0	131550881	

Details of Shares which remain unclaimed may be given hear along with details such as number of shareholders, outstanding shares held in demat/unclaimed suspense account, voting rights which are frozen etc.

Note :

(1) PAN will not be displayed on website of Stock Exchange(s)

(2) The term 'Encumbrance' has the same meaning as assigned under regulation 28(3) of SEBI (Substantial Acquisition of Shares and Takeovers) Regulations, 2011.

GENERATED ON :03/07/2021

NSDL :30/06/2021

CDSL :30/06/2021



Trent Limited

Table III - Statement showing shareholding pattern of the Public shareholder																		
Category & Name of the shareholders	PAN	Nos. of shareholders	No. of fully paid up equity shares held	Partly paid-up equity shares held	No. of shares underlying Depository Receipts	Total nos. shares held	Shareholding % calculated as per SCRR, 1957 As a % of (A+B+C)	Number of Voting Rights held In each class of securities			No. of Shares Underlying Outstanding convertible securities (including Warrants)	Shareholding, as a % assuming full conversion of convertible securities (as a percentage of diluted share capital)	Number of Locked In shares		Number of Shares pledged or otherwise encumbered		Number of equity shares held in dematerialised form	
								No of Voting Rights					Total as a % of (A+B+C)	No. (a)	As a % of total Shares held (b)	No. (a)		As a % of total Shares held (b)
								Class eg: X	Class eg: y	Total								
(i)	(ii)	(iii)	(iv)	(v)	(vi)	(vii) = (viii) + (ix)	(x)	(xi) = (xii) + (xiii) + (xiv)	(xv)	(xvi)	(xvii)	(xviii)	(xix)	(xx)	(xxi)	(xxii)		
1 Institutions																		
(a) Mutual Fund		29	22301461	0	0	22301461	6.2735	22301461	0	22301461	6.2735	0	0	0	0	NA	NA	22298351
Nippon Life India Trustee Ltd-A/C/Nippon India Gr	AAATROD908	1	3945021	0	0	3945021	1.1097	3945021	0	3945021	1.1097	0	0	0	0	NA	NA	3945021
(b) Venture Capital Funds		0	0	0	0	0	0	0	0	0	0	0	0	0	0	NA	NA	0
(c) Alternate Investment Funds		10	1350440	0	0	1350440	0.3799	1350440	0	1350440	0.3799	0	0	0	0	NA	NA	1350440
(d) Foreign Venture Capital Investors		0	0	0	0	0	0	0	0	0	0	0	0	0	0	NA	NA	0
(e) Foreign Portfolio Investor		388	107627342	0	0	107627342	30.276	107627342	0	107627342	30.276	0	0	0	0	NA	NA	107622842
Ariseq India Fund Limited	AACCA666EV	1	16801900	0	0	16801900	4.7264	16801900	0	16801900	4.7264	0	0	0	0	NA	NA	16801900
Dodone Holdings Limited	AADC07766J	1	16095514	0	0	16095514	4.5277	16095514	0	16095514	4.5277	0	0	0	0	NA	NA	16095514
St. James's Place Emerging Markets Equity Unit Tr	AART55333H	1	8586073	0	0	8586073	2.4153	8586073	0	8586073	2.4153	0	0	0	0	NA	NA	8586073
Amansa Holdings Private Limited	AAKCA7237L	1	8368534	0	0	8368534	2.3541	8368534	0	8368534	2.3541	0	0	0	0	NA	NA	8368534
(f) Financial Institutions / Banks		13	27118	0	0	27118	0.0076	27118	0	27118	0.0076	0	0	0	0	NA	NA	20288
(g) Insurance Companies		17	14301272	0	0	14301272	4.0230	14301272	0	14301272	4.0230	0	0	0	0	NA	NA	14301272
Hdfc Life Insurance Company Limited	AAACH8755L	1	5229500	0	0	5229500	1.4711	5229500	0	5229500	1.4711	0	0	0	0	NA	NA	5229500
Sai Life Insurance Co. Ltd	AAFC52530P	1	4143761	0	0	4143761	1.1657	4143761	0	4143761	1.1657	0	0	0	0	NA	NA	4143761
(h) Provident Funds/ Pension Funds		0	0	0	0	0	0	0	0	0	0	0	0	0	0	NA	NA	0
(i) Any Other (Specify)																		
Sub Total (B)(1)		457	145607633	0	0	145607633	40.960	145607633	0	145607633	40.960	0	0	0	0	NA	NA	145593203
2 Central Government/ State Government(s)/ President of India																		
Sub Total (B)(2)		0	0	0	0	0	0	0	0	0	0	0	0	0	0	NA	NA	0
3 Non-Institutions																		
(a) Individuals			0	0	0	0	0	0	0	0	0	0	0	0	0	NA	NA	0
i. Individual shareholders holding nominal share capital up to Rs. 2 lakhs.		84098	45791792	0	0	45791792	12.8814	45791792	0	45791792	12.8814	0	0	0	0	NA	NA	42412928
ii. Individual shareholders holding nominal share capital in excess of Rs. 2 lakhs.		4	3336153	0	0	3336153	0.9385	3336153	0	3336153	0.9385	0	0	0	0	NA	NA	3336153
(b) NBFCs registered with RBI		6	46660	0	0	46660	0.0131	46660	0	46660	0.0131	0	0	0	0	NA	NA	46660
(c) Employee Trusts		0	0	0	0	0	0	0	0	0	0	0	0	0	0	NA	NA	0
(d) Overseas Depositories(holding DRs) (balancing figure)		0	0	0	0	0	0	0	0	0	0	0	0	0	0	NA	NA	0
(e) Any Other (Specify)		3967	29154342	0	0	29154342	8.2013	29154342	0	29154342	8.2013	0	0	0	0	NA	NA	29089322
IEPF		1	983641	0	0	983641	0.2767	983641	0	983641	0.2767	0	0	0	0	NA	NA	983641
Trusts		5	20634	0	0	20634	0.0058	20634	0	20634	0.0058	0	0	0	0	NA	NA	20274
Foreign Nationals		3	2040	0	0	2040	0.0006	2040	0	2040	0.0006	0	0	0	0	NA	NA	2040
Hindu Undivided Family		1237	1127700	0	0	1127700	0.3172	1127700	0	1127700	0.3172	0	0	0	0	NA	NA	1126910
Non Resident Indians (Non Repat)		766	1458869	0	0	1458869	0.4104	1458869	0	1458869	0.4104	0	0	0	0	NA	NA	1458789
Other Directors / Relatives		6	937651	0	0	937651	0.2638	937651	0	937651	0.2638	0	0	0	0	NA	NA	936431
Non Resident Indians (Repat)		1164	491285	0	0	491285	0.1382	491285	0	491285	0.1382	0	0	0	0	NA	NA	490785
Body Corporate-Ltd Liability-Partnership-DR		66	292914	0	0	292914	0.0824	292914	0	292914	0.0824	0	0	0	0	NA	NA	292914
Clearing Member		101	51201	0	0	51201	0.0144	51201	0	51201	0.0144	0	0	0	0	NA	NA	51201
Bodies Corporate		618	23788407	0	0	23788407	6.6918	23788407	0	23788407	6.6918	0	0	0	0	NA	NA	23749337
Praxis Trading And Investment Co. Pvt. Ltd.	AAACP4921G	1	5831597	0	0	5831597	1.6405	5831597	0	5831597	1.6405	0	0	0	0	NA	NA	5831597
Derive Trading And Resorts Private Limited	AACCD5211D	1	5421131	0	0	5421131	1.525	5421131	0	5421131	1.525	0	0	0	0	NA	NA	5421131
Sub Total (B)(3)		88067	78328947	0	0	78328947	22.034	78328947	0	78328947	22.034	0	0	0	0	NA	NA	74885053
Total Public Shareholding (B)- (B)(1)+(B)(2)+(B)(3)		88524	223936580	0	0	223936580	62.9942	223936580	0	223936580	62.9942	0	0	0	0	NA	NA	220478266

Details of the shareholders acting as persons in Concert including their Shareholding (No. and %):


No. of shareholders	No. of Shares

Details of Shares which remain unclaimed may be given hear along with details such as number of shareholders, outstanding shares held in demat/unclaimed suspense account, voting rights which are frozen etc.

Note:

- (1) PAN would not be displayed on website of Stock Exchange(s).
- (2) The above format needs to disclose name of all holders holding more than 1% of total number of shares
- (3) W.r.t. the information pertaining to Depository Receipts, the same may be disclosed in the respective columns to the extent information available and the balance to be disclosed as held by custodian.

GENERATED ON :03/07/2021 NSDL : 30/06/2021 CDSC :30/06/2021



Trent Limited

Table IV - Statement showing shareholding pattern of the Non Promoter- Non Public shareholder

Category & Name of the shareholders	PAN	Nos. of shareholders	No. of fully paid up equity shares held	Partly paid-up equity shares held	No. of shares underlying Depository Receipts	Total nos. shares held	Shareholding % calculated as per SCRR, 1957 As a % of (A+B+C2)	Number of Voting Rights held in each class of securities			No. of Shares Underlying Outstanding convertible securities (including Warrants)	Shareholding, as a % assuming full conversion of convertible securities (as a percentage of diluted share capital)	Number of Locked in shares		Number of Shares pledged or otherwise encumbered		Number of equity shares held in dematerialised form	
								No of Voting Rights					Total as a % of (A+B+C)	No. (a)	As a % of total Shares held (b)	No. (a)		As a % of total Shares held (b)
								Class eg: X	Class eg: y	Total								
(i)	(ii)	(iii)	(iv)	(v)	(vi)	(vii) =	(viii) As a % of	(ix)			(x)	(xi) = (vii)+(x) As a	(xii)	(xiii)		(xiv)		
"Not Applicable"																		
1 Custodian/DR Holder		0	0	0	0	0	0	0	0	0	0	0	0	0	0	0	0	0
2 Employee Benefit Trust (under SEBI (Share based Employee Benefit) Regulations, 2014)		0	0	0	0	0	0	0	0	0	0	0	0	0	0	0	0	0
Total Non-Promoter- Non Public Shareholding (C)= (C)(1)+(C)(2)		0	0	0	0	0	0	0	0	0	0	0	0	0	0	0	0	0

Note :

(1) PAN would not be displayed on website of Stock Exchange(s).

(2) The above format needs to disclose name of all holders holding more than 1% of total number of shares


(3) W.r.t. the information pertaining to Depository Receipts, the same may be disclosed in the respective columns to the extent information available and the balance to be disclosed as held by custodian.



GENERATED ON :03/07/2021

NSDL : 30/06/2021

CDSL :30/06/2021




W

Trent Limited

Table V- Statement showing details of significant beneficial owners

SR NO	Details of the significant beneficial owner (I)			Details of the registered owner (II)			Particulars of the shares in which significant beneficial interest is held by the beneficial owner (III)		Date of creation / acquisition of significant beneficial interest (IV)
	Name	PAN	Nationality	Name	PAN	Nationality	Number of Shares	Shareholding as a % of total no. of shares {calculated as per SCRR, 1957} As a % of (A+B+C2)	
	"Not Applicable"			"Not Applicable"			"Not Applicable"		"Not Applicable"



mm