

Format of holding of specified securities


- 1 Name of Listed Entity TRENT LIMITED
- 2 Scrip Code/Name of Scrip/Class of Security 500251/TRENT/EQUITY
- 3 Share Holding Pattern Filed under Reg. ~~31(1)(a)~~/Reg. 31(1)(b)/Reg. ~~31(1)(c)~~
- 4 a. If under 31(1)(b) then indicate the report for Quarter ending 31st March, 2017
 b. If under 31(2)(c) then indicate date of allotment/exingishment NOT APPLICABLE

4 Declaration: The Listed entity is required to submit the following declaration to the extent of submission of information:-

Particulars	Yes*	No*
1 Whether the Listed Entity has issued any partly paid up shares?		NO
2 Whether the Listed Entity has issued any Convertible Securities or Warrants?		NO
3 Whether the Listed Entity has any shares against which depository receipts are issued?		NO
4 Whether the Listed Entity has any shares in locked-in?		NO
5 Whether any shares held by promoters are pledge or otherwise encumbered?		NO

* If the Listed Entity selects the option 'No' for the questions above, the columns for the partly paid up shares, Outstanding Convertible Securities/Warrants, depository receipts, locked-in shares, No of shares pledged or otherwise encumbered by promoters, as applicable, shall not be displayed at the time of dissemination on the Stock Exchange website. Also wherever there is 'No' declared by Listed Entity in above table the values will be considered as 'Zero' by default on submission of the format of holding of specified securities.

5 The tabular format for disclosure of holding of specified securities is as follows:-



TRENT LIMITED

Table I - Summary Statement holding of specified securities as of 31st March, 2017

Category	Category of shareholder	Nos. of shareholders	No. of fully paid up equity shares held	No. of Partly paid-up equity shares held	No. of shares underlying Depository Receipts	Total nos. shares held	Shareholding as a % of total no. of shares (calculated as per SCRR, 1957)	Number of Voting Rights held in each class of securities			No. of Shares Underlying Outstanding convertible securities (including Warrants)	Shareholding, as a % assuming full conversion of convertible securities (as a percentage of diluted share capital)	Number of Locked In shares		Number of Shares pledged or otherwise encumbered		Number of equity shares held in dematerialized form		
								(IX)					(X)	(XI) = (VII)+(X) As a % of (A+B+C2)	(XII)			(XIII)	
								No of Voting Rights							Total as a % of (A+B+C)	No.		As a % of total Shares held	No.
(I)	(II)	(III)	(IV)	(V)	(VI)	(VII) = (IV)+(V)+ (VI)	(VIII) As a % of (A+B+C2)	Class eg: X	Class eg:y	Total	(X)	(XI) = (VII)+(X) As a % of (A+B+C2)	(a)	(b)	(a)	(b)	(XIV)		
(A)	Promoter & Promoter Group	4	108380150	0	0	108380150	32.61	108380150	0	108380150	32.61	0	32.61	0	0.00	0	0.00	108380150	
(B)	Public	39917	223936580	0	0	223936580	67.39	223936580	0	223936580	67.39	0	67.39	0	0.00	NA	NA	216976200	
(C)	Non Promoter- Non Public	0	0	0	0	0	NA	0	0	0	0.00	0	0.00	0	0.00	NA	NA	0	
(C1)	Shares underlying DRs	0	0	0	0	0	0.00	0	0	0	0.00	0	0.00	0	0.00	NA	NA	0	
(C2)	Shares held by Employee Trusts	0	0	0	0	0	0.00	0	0	0	0.00	0	0.00	0	0.00	NA	NA	0	
	Total	39921	332316730	0	0	332316730	100.00	332316730	0.00	332316730	100.00	0.00	100.00	0	0.00	0	0.00	325356350	



Signature



TRENT LIMITED

Table II - Statement showing shareholding pattern of the Promoter and Promoter Group as of 31st March, 2017

Category & Name of the Shareholders	PAN	No. of shareholder	No. of fully paid up equity shares held	Partly paid-up equity shares held	Nos. of shares underlying Depository Receipts	Total nos. shares held	Shareholding % calculated as per SCRR, 1957	Number of Voting Rights held in each class of securities			No. of Shares Underlying Outstanding convertible securities (Including Warrants)	Shareholding, as a % assuming full conversion of convertible securities (as a percentage of diluted share capital)	Number of Locked In shares		Number of Shares pledged or otherwise encumbered		Number of equity shares held in dematerialized form	
								(IX)					Total as a % of Total Voting rights	(XII)		(XIII)		
								No of Voting Rights						No.	As a % of total Shares held	No.		As a % of total shares held
								Class X	Class Y	Total								
(I)	(II)	(III)	(IV)	(V)	(VI)	(VII = IV+V+VI)	As a % of (A+B+C2) (VIII)				(X)	(XI) = (VII) + (X) as a % of A+B+C2	(a)	(b)	(a)	(b)	(XIV)	
(1) Indian																		
(a) Individuals/Hindu undivided Family	0	0	0	0	0	0	0.00	0	0	0	0.00	0	0.00	0	0.00	0	0.00	0
(b) Central Government/ State Government(s)	0	0	0	0	0	0	0.00	0	0	0	0.00	0	0.00	0	0.00	0	0.00	0
(c) Financial Institutions/ Banks	0	0	0	0	0	0	0.00	0	0	0	0.00	0	0.00	0	0.00	0	0.00	0
(d) Any Other (Bodies Corporate)		4	108380150	0	0	108380150	32.61	108380150	0	108380150	32.61	0	32.61	0	0.00	0	0.00	108380150
(i) TATA SONS LIMITED	AAACT4060A	1	92169610	0	0	92169610	27.74	92169610	0	92169610	27.74	0	27.74	0	0.00	0	0.00	92169610
(ii) TATA INVESTMENT CORPORATION LIMITED	AAACT4120F	1	15207540	0	0	15207540	4.58	15207540	0	15207540	4.58	0	4.58	0	0.00	0	0.00	15207540
(iii) Titan Company Limited	AAACT5131A	1	3000	0	0	3000	0.00	3000	0	3000	0.00	0	0.00	0	0.00	0	0.00	3000
(iv) EWART INVESTMENTS LIMITED	AAACE2546C	1	1000000	0	0	1000000	0.30	1000000	0	1000000	0.30	0	0.30	0	0.00	0	0.00	1000000
Sub-Total (A)(1)		4	108380150	0	0	108380150	32.61	108380150	0	108380150	32.61	0	32.61	0	0.00	0	0.00	108380150
(2) Foreign																		
(a) Individuals (Non-Resident Individuals/ Foreign Individuals)	0	0	0	0	0	0	0.00	0	0	0	0.00	0	0.00	0	0.00	0	0.00	0
(b) Government	0	0	0	0	0	0	0.00	0	0	0	0.00	0	0.00	0	0.00	0	0.00	0
(c) Institutions	0	0	0	0	0	0	0.00	0	0	0	0.00	0	0.00	0	0.00	0	0.00	0
(d) Foreign Portfolio Investor	0	0	0	0	0	0	0.00	0	0	0	0.00	0	0.00	0	0.00	0	0.00	0
(f) Any Other (specify)	0	0	0	0	0	0	0.00	0	0	0	0.00	0	0.00	0	0.00	0	0.00	0
Sub-Total (A)(2)	0	0	0	0	0	0	0.00	0	0	0	0.00	0	0.00	0	0.00	0	0.00	0
Total Shareholding of Promoter and Promoter Group (A) = (A)(1)+(A)(2)	0	4	108380150	0	0	108380150	32.61	108380150	0	108380150	32.61	0	32.61	0	0.00	0	0.00	108380150

Details of Shares which remain unclaimed may be given here along with details such as number of shareholders, outstanding shares held in demat/unclaimed suspense account, voting rights which are frozen etc.


Note:

(1) PAN would not be displayed on website of Stock Exchange(s).

(2) The term "Encumbrance" has the same meaning as assigned under regulation 28(3) of SEBI (Substantial Acquisition of Shares and Takeovers) Regulations, 2011.



mm



TRENT LIMITED

Table III - Statement showing shareholding pattern of the Public shareholder as of 31st March, 2017


(I)	(II)	(III)	(IV)	(V)	(VI)	(VII) = (IV+V+VI)	Shareholding % calculated as per SCRR, 1957	(IX)			No. of Shares Underlying Outstanding convertible securities (Including Warrants)	Total Shareholding, as a % assuming full conversion of convertible securities (as a percentage of diluted share capital)	(XII)		(XIII)		Number of equity shares held in dematerialized form	
								Number of Voting Rights held in each class of securities					Total as a % of Total Voting rights	No.	As a % of total Shares held	No. (not applicable)		As a % of total shares held (Not applicable)
								No of Voting Rights										
								Class X	Class Y	Total								
(1) Institutions																		
(a) Mutual Funds/UT		30	29793736	0	0	29793736	8.97	29793736	0	29793736	8.97	0	0.00		NA		29752746	
(i) Reliance Capital Trustee Co. Ltd	AAATR0090B	3	11822490	0	0	11822490	3.56	11822490	0	11822490	3.56	0	0.00		NA		11822490	
(ii) Hdfc Trustee Company Ltd	AAATH1809A	2	10908000	0	0	10908000	3.28	10908000	0	10908000	3.28	0	0.00		NA		10908000	
(b) Venture Capital Funds		1	3290000	0	0	3290000	0.99	3290000	0	3290000	0.99	0	0.00		NA		3290000	
(c) Alternate Investment Funds		1	215950	0	0	215950	0.06	215950	0	215950	0.06	0	0.00		NA		215950	
(d) Foreign Venture Capital Investors		0	0	0	0	0	0.00	0	0	0	0.00	0	0.00		NA		0	




(I)	(II)	(III)	(IV)	(V)	(VI)	(VII = IV+V+VI)	Shareholding % calculated as per SCRR, 1957 (VIII)	(IX)			(X)	(XI) = (VII)+(X) as a % of A+B+C2	(XII)		(XIII)		(XIV)	
								No of Voting Rights					Total as a % of Total Voting rights	No.	As a % of total Shares held	No. (not applicable)		As a % of total shares held (Not applicable)
								Class X	Class Y	Total								
(e)	Foreign Portfolio Investors		51	88867936	0	0	88867936	26.74	88867936	0	88867936	26.74	0	0.00	NA	88844936		
(f)	Artsig Partners (Asia) Pte Ltd. A/C Artsig India Fund Limited	AACCA6666M	1	32850000	0	0	32850000	9.89	32850000	0	32850000	9.89	0	0.00	NA	32850000		
(g)	Dodona Holdings Limited	AADCD7766J	1	17817560	0	0	17817560	5.36	17817560	0	17817560	5.36	0	0.00	NA	17817560		
(h)	Franklin Templeton Investment Funds	AABCT5310J	1	10754430	0	0	10754430	3.24	10754430	0	10754430	3.24	0	0.00	NA	10754430		
(i)	Amansa Holdings Private Limited	AAKCA7237L	1	8439869	0	0	8439869	2.54	8439869	0	8439869	2.54	0	0.00	NA	8439869		
(j)	Government Pension Fund Global	AACCN1454E	1	3576910	0	0	3576910	1.08	3576910	0	3576910	1.08	0	0.00	NA	3576910		
(k)	Financial Institutions/ Banks		21	129051	0	0	129051	0.04	129051	0	129051	0.04	0	0.00	NA	117121		
(l)	Insurance Companies		5	6510693	0	0	6510693	1.96	6510693	0	6510693	1.96	0	0.00	NA	6510693		
(m)	Sbi Life Insurance Co. Ltd	AAFC52530P	1	6142122	0	0	6142122	1.85	6142122	0	6142122	1.85	0	0.00	NA	6142122		
(n)	Provident Funds/ Pension Funds		0	0	0	0	0	0.00	0	0	0	0.00	0	0.00	NA	0		
(o)	Any Other		0	0	0	0	0	0.00	0	0	0	0.00	0	0.00	NA	0		
Sub-Total (B)(1)			109	128807366	0	0	128807366	38.76	128807366	0	128807366	38.76	0	0.00	NA	128731446		



	Category & Name of the Shareholders	PAN	Nos. of shareholder	No. of fully paid up equity shares held	Partly paid-up equity shares held	Nos. of shares underlying Depository Receipts	Total nos. shares held	Shareholding % calculated as per SCRR, 1957	Number of Voting Rights held in each class of securities				No. of Shares Underlying Outstanding convertible securities (including Warrants)	Total Shareholding, as a % assuming full conversion of convertible securities (as a percentage of diluted share capital)	Number of Locked in shares		Number of Shares pledged or otherwise encumbered		Number of equity shares held in dematerialized form	
									(IX)						(X)	(XII)		(XIII)		
									No of Voting Rights			Total as a % of Total Voting rights				No.	As a % of total Shares held	No. (not applicable)		As a % of total shares held (Not applicable)
									Class X	Class Y	Total									
(2)	Central Government/ State Government(s)/ President of India		0	0	0	0	0	0.00	0	0	0	0.00	0	0.00	0	0.00	NA	0		
	Sub-Total (B)(2)		0	0	0	0	0	0.00	0	0	0	0.00	0	0.00	0	0.00	NA	0		
(3)	Non-Institutions																NA			
(a)	Individuals -		38915	59352806	0	0	59352806	17.86	59352806	0	59352806	17.86	0	0.00	0	0.00	NA	52521616		
	i. Individual shareholders holding nominal share capital up to Rs. 2 lakhs.		38907	53662610	0	0	53662610	16.15	53662610	0	53662610	16.15	0	0.00	0	0.00	NA	46831420		
	ii. Individual shareholders holding nominal share capital in excess of Rs. 2 lakhs.		8	5690196	0	0	5690196	1.71	5690196	0	5690196	1.71	0	0.00	0	0.00	NA	5690196		
(b)	NBFCs registered with RBI		5	75940	0	0	75940	0.02	75940	0	75940	0.02	0	0.00	0	0.00	NA	75940		
(c)	Employee Trusts		0	0	0	0	0	0.00	0	0	0	0.00	0	0.00	0	0.00	NA	0		
(d)	Overseas Depositories (holding DRs) (balancing figure)		0	0	0	0	0	0.00	0	0	0	0.00	0	0.00	0	0.00	NA	0		
																	NA			



(I)	(II)	(III)	(IV)	(V)	(VI)	(VII = IV+V+VI)	Shareholding % calculated as per SCRR, 1957 As a % of (A+B+C2) (VIII)	(IX)			(X)	(XI) = (VII)+(X) as a % of A+B+C2	(XII)		(XIII)		(XIV)	
								No of Voting Rights					Total as a % of Total Voting rights	No.	As a % of total Shares held	No. (not applicable)		As a % of total shares held (Not applicable)
								Class X	Class Y	Total								
(e)	Any Other - Clearing Members, Bodies Corporate, Limited Liability Partnership - LLP, Trust And Charitable Institutions		888	35700468	0	0	35700468	10.74	35700468	0	35700468	10.74	0	0.00	NA	35647198		
(f)	Prazin Trading And Investment Co. Pvt. Ltd.	AAACP4921G	1	9465050	0	0	9465050	2.85	9465050	0	9465050	2.85	0	0.00	NA	9465050		
(g)	Derive Trading And Resorts Private Limited	AACCD5211D	2	9115230	0	0	9115230	2.74	9115230	0	9115230	2.74	0	0.00	NA	9115230		
(h)	Jaguar Services Pvt Ltd	AAAC1950H	2	3515790	0	0	3515790	1.06	3515790	0	3515790	1.06	0	0.00	NA	3515790		
	Sub-Total (B)(3)		39808	95129214	0	0	95129214	28.63	95129214	0	95129214	28.63	0	0.00	NA	88244754		
	Total Public Shareholding		39917	223936580	0	0	223936580	67.39	223936580	0	223936580	67.39	0	0.00	NA	216976200		
Details of the shareholders acting as persons in Concert including their Shareholding (No. and %):																		
Details of Shares which remain unclaimed may be given here along with details such as number of shareholders, outstanding shares held in demat/unclaimed suspense account, voting rights which are frozen etc.																		
Note:																		
(1) PAN would not be displayed on website of Stock Exchange(s).																		
(2) The above format needs to be disclosed along with the name of following persons: Institutions/Non Institutions holding more than 1% of total number of shares.																		
(3) W.r.t. the information pertaining to Depository Receipts, the same may be disclosed in the respective columns to the extent information available and the balance to be disclosed as held by custodian,																		



TRENT LIMITED

Table IV - Statement showing shareholding pattern of the Non Promoter- Non Public shareholder as of 31st March, 2017

	Category & Name of the Shareholders	PAN	No. of shareholder	No. of fully paid up equity shares held	Partly paid-up equity shares held	Nos. of shares underlying Depository Receipts	Total nos. shares held	Shareholding % calculated as per SCRR, 1957	Number of Voting Rights held in each class of securities			No. of Shares Underlying Outstanding convertible securities (Including Warrants)	Total Shareholding, as a % assuming full conversion of convertible securities (as a percentage of diluted share capital)	Number of Locked in shares		Number of Shares pledged or otherwise encumbered		Number of equity shares held in dematerialized form			
									(IX)					(X)	(XI) = (VII)+(X) as a % of A+B+C2	(XII)			(XIII)		(XIV) (Not Applicable)
									No of Voting Rights		Total as a % of Total Voting rights					No.	As a % of total Shares held		No. (not appli-cable)	As a % of total shares held (Not applicable)	
									Class X	Class Y											
(I)	(II)	(III)	(IV)	(V)	(VI)	(VII = IV+V+VI)	As a % of (A+B+C2) (VIII)														
(1)	Custodian/DR Holder		0	0	0	0	0	0.00	0	0	0	0.00	0	0	0.00	0	0.00	NA	0		
(a)	Name of DR Holder (if available)																	NA			
(i)																		NA			
(ii)																		NA			
(2)	Employee Benefit Trust (under SEBI (Share based Employee Benefit) Regulations, 2014)		0	0	0	0	0	0.00	0	0	0	0.00	0	0	0.00	0	0.00	NA	0		
(a)	Name (abc...																	NA			
	Total Non-Promoter- Non Public Shareholding (C)= C(1)+(C)(2)		0	0	0	0	0	0.00	0	0	0	0.00	0	0	0.00	0	0.00	NA	0		
Note																					
(1) PAN would not be displayed on website of Stock Exchange(s).																					
(2) The above format needs to disclose name of all holders holding more than 1% of total number of shares																					
(3) W.r.t. the information pertaining to Depository Receipts, the same may be disclosed in the respective columns to the extent information available,																					

