

Format of holding of specified securities


- | | | |
|----|------------------------------------------------------------------|-------------------------------------------|
| 1 | Name of Listed Entity | TRENT LIMITED |
| 2 | Scrip Code/Name of Scrip/Class of Security | 500251/TRENT/EQUITY |
| 3 | Share Holding Pattern Filed under | Reg. 31(1)(a)/Reg. 31(1)(b)/Reg. 31(1)(c) |
| a. | If under 31(1)(b) then indicate the report for Quarter ending | 31st March, 2018 |
| b. | If under 31(1)(c) then indicate date of allotment/extinguishment | NOT APPLICABLE |

- 4 Declaration: The Listed entity is required to submit the following declaration to the extent of submission of information:-

	Particulars	Yes*	No*
1	Whether the Listed Entity has issued any partly paid up shares?		NO
2	Whether the Listed Entity has issued any Convertible Securities or Warrants?		NO
3	Whether the Listed Entity has any shares against which depository receipts are issued?		NO
4	Whether the Listed Entity has any shares in locked-in?		NO
5	Whether any shares held by promoters are pledge or otherwise encumbered?		NO
6	Whether company has equity shares with differential voting rights?		NO

* If the Listed Entity selects the option 'No' for the questions above, the columns for the partly paid up shares, Outstanding Convertible Securities/Warrants, depository receipts, locked-in shares, No of shares pledged or otherwise encumbered by promoters, as applicable, shall not be displayed at the time of dissemination on the Stock Exchange website. Also wherever there is 'No' declared by Listed Entity in above table the values will be considered as 'Zero' by default on submission of the format of holding of specified securities.

- 5 The tabular format for disclosure of holding of specified securities is as follows:-



lm



TRENT LIMITED

Table I - Summary Statement holding of specified securities as of 31st March, 2018

Category	Category of shareholder	Nos. of shareholders	No. of fully paid up equity shares held	No. of Partly paid-up equity shares held	No. of shares underlying Depository Receipts	Total nos. shares held	Shareholding as a % of total no. of shares (calculated as per SCRR, 1957)	Number of Voting Rights held in each class of securities			No. of Shares Underlying Outstanding convertible securities (Including Warrants)	Shareholding, as a % assuming full conversion of convertible securities (as a percentage of diluted share capital)	Number of Locked In shares		Number of Shares pledged or otherwise encumbered		Number of equity shares held in dematerialized form		
								(IX)					(X)	(XI) = (VII)+(X) As a % of (A+B+C2)	(XII)			(XIII)	
								No of Voting Rights		Total as a % of (A+B+C)					No.	As a % of total Shares held		No.	As a % of total Shares held
(I)	(II)	(III)	(IV)	(V)	(VI)	(VII) = (IV)+(V)+ (VI)	(VIII) As a % of (A+B+C2)	Class eg: X	Class eg: Y	Total	(X)	(XI) = (VII)+(X) As a % of (A+B+C2)	(a)	(b)	(a)	(b)	(XIV)		
A)	Promoter & Promoter Group	4	108380150	0	0	108380150	32.61	108380150	0	108380150	32.61	0	32.61	0	0.00	0	0.00	108380150	
B)	Public	45233	223936580	0	0	223936580	67.39	223936580	0	223936580	67.39	0	67.39	0	0.00	NA	NA	218219870	
C)	Non Promoter- Non Public	0	0	0	0	0	NA	0	0	0	0.00	0	0.00	0	0.00	NA	NA	0	
1)	Shares underlying DRs	0	0	0	0	0	0.00	0	0	0	0.00	0	0.00	0	0.00	NA	NA	0	
2)	Shares held by Employee Trusts	0	0	0	0	0	0.00	0	0	0	0.00	0	0.00	0	0.00	NA	NA	0	
	Total	45237	332316730	0	0	332316730	100.00	332316730	0.00	332316730	100.00	0.00	100.00	0	0.00	0	0.00	326600020	




TRENT LIMITED

Table II - Statement showing shareholding pattern of the Promoter and Promoter Group as of 31st March, 2018

Category & Name of the Shareholders	PAN	No. of shareholder	No. of fully paid up equity shares held	Partly paid-up equity shares held	Nos. of shares underlying Depository Receipts	Total nos. shares held	Shareholding % calculated as per SCRR, 1957	Number of Voting Rights held in each class of securities			No. of Shares Underlying Outstanding convertible securities (Including Warrants)	Shareholding, as a % assuming full conversion of convertible securities (as a percentage of diluted share capital)	Number of Locked in shares		Number of Shares pledged or otherwise encumbered		Number of equity shares held in dematerialized form	
								(IX)					Total as a % of Total Voting rights	(XII)		(XIII)		
								No of Voting Rights						No.	As a % of total Shares held	No.		As a % of total shares held
								Class X	Class Y	Total								
(I)	(II)	(III)	(IV)	(V)	(VI)	(VII = IV+V+VI)	As a % of (A+B+C2) (VIII)				(X)	(XI) = (VI)+(X) as a % of A+B+C2	(a)	(b)	(a)	(b)	(XIV)	
1) Indian																		
a) Individuals/Hindu undivided Family	0	0	0	0	0	0	0.00	0	0	0	0.00	0	0.00	0	0.00	0	0.00	0
b) Central Government/ State Government(s)	0	0	0	0	0	0	0.00	0	0	0	0.00	0	0.00	0	0.00	0	0.00	0
c) Financial Institutions/ Banks	0	0	0	0	0	0	0.00	0	0	0	0.00	0	0.00	0	0.00	0	0.00	0
d) Any Other (Bodies Corporate)		4	108380150	0	0	108380150	32.61	108380150	0	108380150	32.61	0	0.00	0	0.00	0	0.00	108380150
i) TATA SONS LIMITED	AAACT4060A	1	92169610	0	0	92169610	27.74	92169610	0	92169610	27.74	0	0.00	0	0.00	0	0.00	92169610
ii) TATA INVESTMENT CORPORATION LIMITED	AAACT4120F	1	15207540	0	0	15207540	4.58	15207540	0	15207540	4.58	0	0.00	0	0.00	0	0.00	15207540
iii) Titan Company Limited	AAACT5131A	1	3000	0	0	3000	0.00	3000	0	3000	0.00	0	0.00	0	0.00	0	0.00	3000
iv) EWART INVESTMENTS LIMITED	AAACE2546C	1	1000000	0	0	1000000	0.30	1000000	0	1000000	0.30	0	0.00	0	0.00	0	0.00	1000000
Sub-Total (A)(1)		4	108380150	0	0	108380150	32.61	108380150	0	108380150	32.61	0	0.00	0	0.00	0	0.00	108380150
2) Foreign																		
a) Individuals (Non-Resident Individuals/ Foreign Individuals)	0	0	0	0	0	0	0.00	0	0	0	0.00	0	0.00	0	0.00	0	0.00	0
b) Government	0	0	0	0	0	0	0.00	0	0	0	0.00	0	0.00	0	0.00	0	0.00	0
c) Institutions	0	0	0	0	0	0	0.00	0	0	0	0.00	0	0.00	0	0.00	0	0.00	0
d) Foreign Portfolio Investor	0	0	0	0	0	0	0.00	0	0	0	0.00	0	0.00	0	0.00	0	0.00	0
e) Any Other (specify)	0	0	0	0	0	0	0.00	0	0	0	0.00	0	0.00	0	0.00	0	0.00	0
Sub-Total (A)(2)	0	0	0	0	0	0	0.00	0	0	0	0.00	0	0.00	0	0.00	0	0.00	0
Total Shareholding of Promoter and Promoter Group = (A)(1)+(A)(2)	0	4	108380150	0	0	108380150	32.61	108380150	0	108380150	32.61	0	0.00	0	0.00	0	0.00	108380150

Details of Shares which remain unclaimed may be given here along with details such as number of shareholders, outstanding shares held in demat/unclaimed suspense account, voting rights which are frozen etc.

1) PAN would not be displayed on website of Stock Exchange(s).
 2) The term "Encumbrance" has the same meaning as assigned under regulation 28(3) of SEBI (Substantial Acquisition of Shares and Takeovers) Regulations, 2011.




hm


TRENT LIMITED

Table III - Statement showing shareholding pattern of the Public shareholder as of 31st March, 2018

(i)	(ii)	(iii)	(iv)	(v)	(vi)	(vii = iv+v+vi)	Shareholding % calculated as per SCRR, 1957 (viii)	(ix)			(x)	(xi) = (vii)+(x) as a % of A+B+C2	(xii)		(xiii)		(xiv)
								Number of Voting Rights held in each class of securities					Total as a % of Total Voting rights	Number of Locked In shares	Number of Shares pledged or otherwise encumbered		
								No of Voting Rights							No. (not applicable)	As a % of total shares held (Not applicable)	
								Class X	Class Y	Total				(a)		(b)	
(1) Institutions																	
(a) Mutual Funds/UTI		21	37442749	0	0	37442749	11.27	37442749	0	37442749	11.27	0	0.00	NA		37439079	
(i) HDFC TRUSTEE COMPANY LIMITED - HDFC CAPITAL BUILDER FUND	AAATH1809A	1	10908000	0	0	10908000	3.28	10908000	0	10908000	3.28	0	0.00	NA		10908000	
(ii) RELIANCE CAPITAL TRUSTEE CO. LTD A/C RELIANCE EQUITY OPPORTUNITIES FUND	AAATR0090B	1	8380409	0	0	8380409	2.52	8380409	0	8380409	2.52	0	0.00	NA		8380409	
(iii) L AND T MUTUAL FUND TRUSTEE LTD-L AND T INDIA LARGE CAP FUND	AAATC4460E	1	6153121	0	0	6153121	1.85	6153121	0	6153121	1.85	0	0.00	NA		6153121	
(iv) SUNDARAM MUTUAL FUND A/C SUNDARAM SELECT MIDCAP	AAATS2554B	1	5286666	0	0	5286666	1.59	5286666	0	5286666	1.59	0	0.00	NA		5286666	
(b) Venture Capital Funds		1	726600	0	0	726600	0.22	726600	0	726600	0.22	0	0.00	NA		726600	
(c) Alternate Investment Funds		2	510950	0	0	510950	0.15	510950	0	510950	0.15	0	0.00	NA		510950	
(d) Foreign Venture Capital Investors		0	0	0	0	0	0.00	0	0	0	0.00	0	0.00	NA		0	



Category & Name of the Shareholders	PAN	Nos. of shareholder	No. of fully paid up equity shares held	Partly paid up equity shares held	Nos. of shares underlying Depository Receipts	Total nos. shares held	Shareholding % calculated as per SCRR, 1957	Number of Voting Rights held in each class of securities				No. of Shares Underlying Outstanding convertible securities (including Warrants)	Total Shareholding, as a % assuming full conversion of convertible securities (as a percentage of diluted share capital)	Number of Locked in shares		Number of Shares pledged or otherwise encumbered		Number of equity shares held in dematerialized form		
								(IX)						(X)	(XI) = (VII)+(X) as a % of A+B+C2	(XII)			(XIII)	
								No of Voting Rights			Total as a % of Total Voting rights					No.	As a % of total Shares held		No. (not applicable)	As a % of total shares held (Not applicable)
								Class X	Class Y	Total										
(I)	(II)	(III)	(IV)	(V)	(VI)	(VII = IV+V+VI)	As a % of (A+B+C2) (VIII)											(XIV)		
e) Foreign Portfolio Investors		46	80576095	0	0	80576095	24.25	80576095	0	80576095	24.25	0	24.25	0	0.00	NA	NA	80564095		
(i) ARISAIG INDIA FUND LIMITED	AACCA6666M	1	26970760	0	0	26970760	8.12	26970760	0	26970760	8.12	0	8.12	0	0.00	NA	NA	26970760		
(ii) DODONA HOLDINGS LIMITED	AADC7786J	1	16863519	0	0	16863519	5.07	16863519	0	16863519	5.07	0	5.07	0	0.00	NA	NA	16863519		
(iii) FRANKLIN TEMPLETON INVESTMENT FUNDS	AABCT5310J	1	11478361	0	0	11478361	3.45	11478361	0	11478361	3.45	0	3.45	0	0.00	NA	NA	11478361		
(iv) AMANSA HOLDINGS PRIVATE LIMITED	AAKCA7237L	1	8975416	0	0	8975416	2.70	8975416	0	8975416	2.70	0	2.70	0	0.00	NA	NA	8975416		
(f) Financial Institutions/ Banks		14	74609	0	0	74609	0.02	74609	0	74609	0.02	0	0.02	0	0.00	NA	NA	66779		
(g) Insurance Companies		6	10120261	0	0	10120261	3.05	10120261	0	10120261	3.05	0	3.05	0	0.00	NA	NA	10120261		
(i) SBI LIFE INSURANCE CO. LTD	AAFCS2530P	1	6172786	0	0	6172786	1.86	6172786	0	6172786	1.86	0	1.86	0	0.00	NA	NA	6172786		
(ii) HDFC STANDARD LIFE INSURANCE COMPANY LIMITED	AAACH8755L	1	3426000	0	0	3426000	1.03	3426000	0	3426000	1.03	0	1.03	0	0.00	NA	NA	3426000		
(h) Provident Funds/ Pension Funds		0	0	0	0	0	0.00	0	0	0	0.00	0	0.00	0	0.00	NA	NA	0		
(i) Any Other		0	0	0	0	0	0.00	0	0	0	0.00	0	0.00	0	0.00	NA	NA	0		
Sub-Total (B)(1)		90	129451264	0	0	129451264	38.95	129451264	0	129451264	38.95	0	38.95	0	0.00	NA	NA	129427764		



lu

(I)	(II)	(III)	(IV)	(V)	(VI)	(VII = IV+V+VI)	Shareholding % calculated as per SCRR, 1957 (VIII)	(IX)			(X)	(XI) = (VII)+(X) as a % of A+B+C2	(XII)		(XIII)		(XIV)	
								No of Voting Rights					Total as a % of Total Voting rights	No.	As a % of total Shares held	No. (not applicable)		As a % of total shares held (Not applicable)
								Class X	Class Y	Total								
(2) Central Government/ State Government(s)/ President of India		0	0	0	0	0	0.00	0	0	0	0.00	0	0.00	NA		0		
Sub-Total (B)(2)		0	0	0	0	0	0.00	0	0	0	0.00	0	0	NA		0		
(3) Non-Institutions														NA				
(a) Individuals -		42806	54516735	0	0	54516735	16.41	54516735	0	54516735	16.41	0	0.00	NA		48907845		
i. Individual shareholders holding nominal share capital up to Rs. 2 lakhs.		42802	50420039	0	0	50420039	15.17	50420039	0	50420039	15.17	0	0.00	NA		44811149		
ii. Individual shareholders holding nominal share capital in excess of Rs. 2 lakhs.		4	4096696	0	0	4096696	1.23	4096696	0	4096696	1.23	0	0.00	NA		4096696		
(b) NBFCs registered with RBI		8	70950	0	0	70950	0.02	70950	0	70950	0.02	0	0.00	NA		70950		
(c) Employee Trusts		0	0	0	0	0	0.00	0	0	0	0.00	0	0.00	NA		0		
(d) Overseas Depositories (holding DRs) (balancing figure)		0	0	0	0	0	0.00	0	0	0	0.00	0	0.00	NA		0		



LM

Category & Name of the Shareholders	PAN	Nos. of shareholder	No. of fully paid up equity shares held	Partly paid up equity shares held	Nos. of shares underlying Depository Receipts	Total nos. shares held	Shareholding % calculated as per SCRR, 1957	Number of Voting Rights held in each class of securities			No. of Shares Underlying Outstanding convertible securities (including Warrants)	Total Shareholding, as a % assuming full conversion of convertible securities (as a percentage of diluted share capital)	Number of Locked in shares		Number of Shares pledged or otherwise encumbered		Number of equity shares held in dematerialized form		
								(IX)					(X)	(XII)		(XIII)			
								No of Voting Rights						Total as a % of Total Voting rights	No.	As a % of total Shares held		No. (not applicable)	As a % of total shares held (Not applicable)
								Class X	Class Y	Total									
(I)	(II)	(III)	(IV)	(V)	(VI)	(VII = IV+V+VI)	As a % of (A+B+C2) (VIII)				(XI) = (VII)+(X) as a % of A+B+C2	(a)	(b)	(a)	(b)	(XIV)			
e) Any Other -		2329	39897631	0	0	39897631	12.01	39897631	0	39897631	12.01	0	0	NA	NA	39813311			
(f) Bodies Corporate		363	33698563	0	0	33698563	10.14	33698563	0	33698563	10.14	0	0.00	NA	NA	33656433			
a) PRAZIM TRADING AND INVESTMENT CO. PVT. LTD.	AAACP4921G	1	9273785	0	0	9273785	2.79	9273785	0	9273785	2.79	0	0.00	NA	NA	9273785			
b) DERIVE TRADING AND RESORTS PRIVATE LIMITED	AACCD5211D	1	9115230	0	0	9115230	2.74	9115230	0	9115230	2.74	0	0.00	NA	NA	9115230			
c) JAGUAR SERVICES PVT LTD	AAACJ1950H	1	3515790	0	0	3515790	1.06	3515790	0	3515790	1.06	0	0.00	NA	NA	3515790			
ii) Clearing Members		150	820167	0	0	820167	0.25	820167	0	820167	0.25	0	0.00	NA	NA	820167			
iii) Directors and their relatives		3	919940	0	0	919940	0.28	919940	0	919940	0.28	0	0.00	NA	NA	918720			
iv) Foreign Nationals		1	700	0	0	700	0.00	700	0	700	0.00	0	0.00	NA	NA	700			
v) HUF		811	1238024	0	0	1238024	0.37	1238024	0	1238024	0.37	0	0.00	NA	NA	1237134			
vi) IEPF		1	735507	0	0	735507	0.22	735507	0	735507	0.22	0	0.00	NA	NA	735507			
vii) Limited Liability Partnership - LLP		31	391881	0	0	391881	0.12	391881	0	391881	0.12	0	0.00	NA	NA	391881			
viii) Non-Residents Indians		963	2073329	0	0	2073329	0.62	2073329	0	2073329	0.62	0	0.00	NA	NA	2033609			
ix) Trust And Charitable Institutions		6	19520	0	0	19520	0.01	19520	0	19520	0.01	0	0.00	NA	NA	19160			
Sub-Total (B)(3)		45143	94485316	0	0	94485316	28.43	94485316	0	94485316	28.43	0	0	NA	NA	88792106			
Total Public Shareholding		45233	223936580	0	0	223936580	67.39	223936580	0	223936580	67.39	0	0.00	NA	NA	218219870			
Details of the shareholders acting as persons in Concert including their Shareholding (No. and %):																			
Details of Shares which remain unclaimed may be given here along with details such as number of shareholders, outstanding shares held in demat/unclaimed suspense account, voting rights which are frozen etc.																			
Note:																			
1) PAN would not be displayed on website of Stock Exchange(s).																			
2) The above format needs to be disclosed along with the name of following persons: Institutions/Non Institutions holding more than 1% of total number of shares.																			
3) W.r.t. the information pertaining to Depository Receipts, the same may be disclosed in the respective columns to the extent information available and the balance to be disclosed as held by custodian,																			




TRENT LIMITED

Table IV - Statement showing shareholding pattern of the Non Promoter- Non Public shareholder as of 31st March, 2018

(I) Category & Name of the Shareholders	(II) PAN	(III) No. of shareholder	(IV) No. of fully paid up equity shares held	(V) Partly paid-up equity shares held	(VI) Nos. of shares underlying Depository Receipts	(VII) = IV+V+VI Total nos. shares held	(VIII) Shareholding % calculated as per SCRR, 1957 As a % of {A+B+C2}	(IX) Number of Voting Rights held in each class of securities			(X) No. of Shares Underlying Outstanding convertible securities (including Warrants)	(XI) = (VII)+(X) as a % of A+B+C2 Total Shareholding, as a % assuming full conversion of convertible securities (as a percentage of diluted share capital)	(XII) Number of Locked in shares		(XIII) Number of Shares pledged or otherwise encumbered		(XIV) Number of equity shares held in dematerialized form (Not Applicable)	
								No of Voting Rights					Total as a % of Total Voting rights	No.	As a % of total Shares held	No. (not appli-cable)		As a % of total shares held (Not applicable)
								Class X	Class Y	Total								
								(a)	(b)	(a)				(b)				
Custodian/DR Holder	0	0	0	0	0	0	0.00	0	0	0	0.00	0	0.00	NA	NA	0		
Name of DR Holder (if available)														NA	NA			
														NA	NA			
Employee Benefit Trust (under SEBI (Share based Employee Benefit) Regulations, 2014)	0	0	0	0	0	0	0.00	0	0	0	0.00	0	0.00	NA	NA	0		
Name (abc...)														NA	NA			
Non-Promoter- Non Public Shareholding [C] = [C](1)+[C](2)	0	0	0	0	0	0	0.00	0	0	0	0.00	0	0.00	NA	NA	0		

PAN would not be displayed on website of Stock Exchange(s).
 The above format needs to disclose name of all holders holding more than 1% of total number of shares
 W.r.t. the Information pertaining to Depository Receipts, the same may be disclosed in the respective columns to the extent Information available,



Handwritten signature